

# HANCOCK COUNTY WEEKLY COVID-19 SNAPSHOT

WEEK ENDING DECEMBER 19, 2020



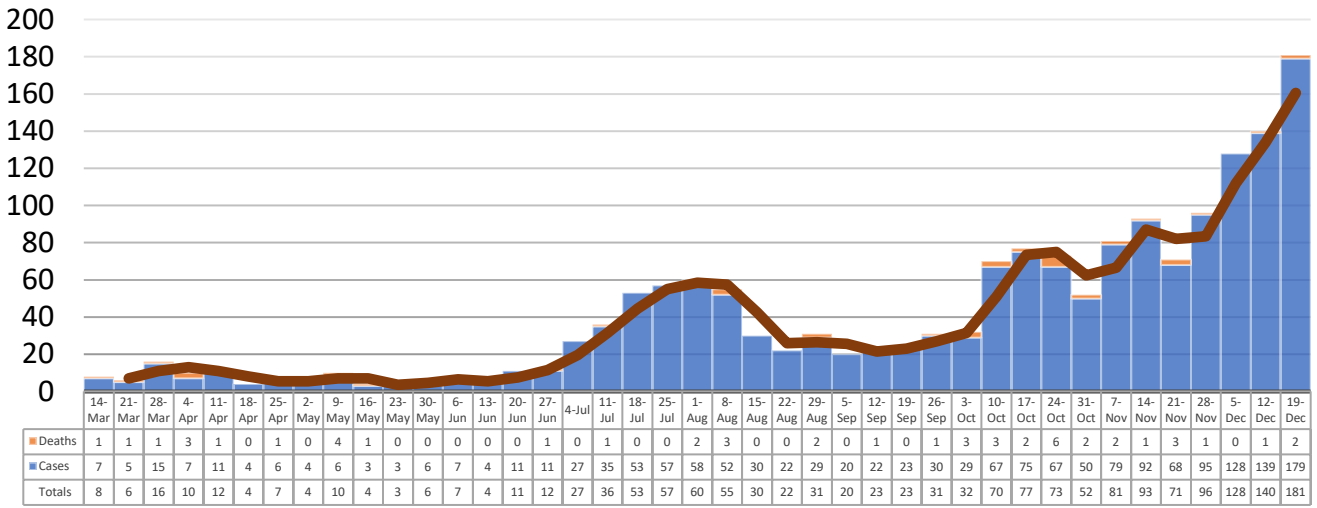
**Total Cases**  
**1687**

**Total Deaths**  
**50**

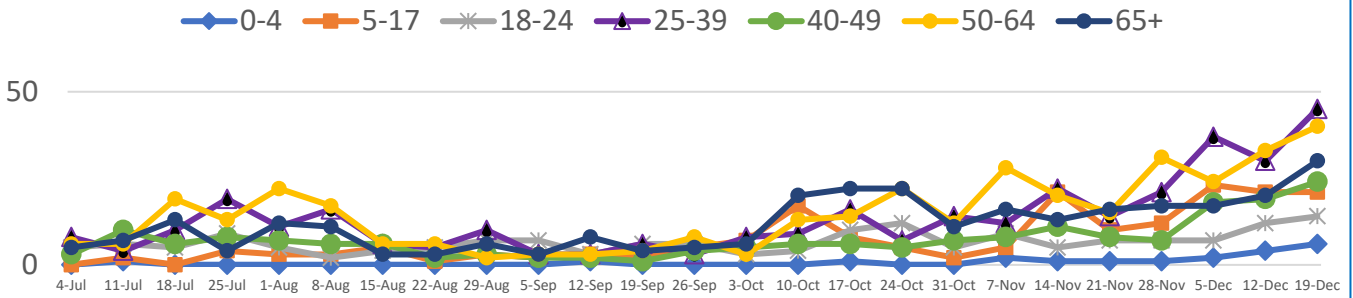
**Total Incidence**  
(cases per 100,000)  
**3541.7**

**\*Test Positivity Rate**  
**10.2%**  
(12/3-12/16)

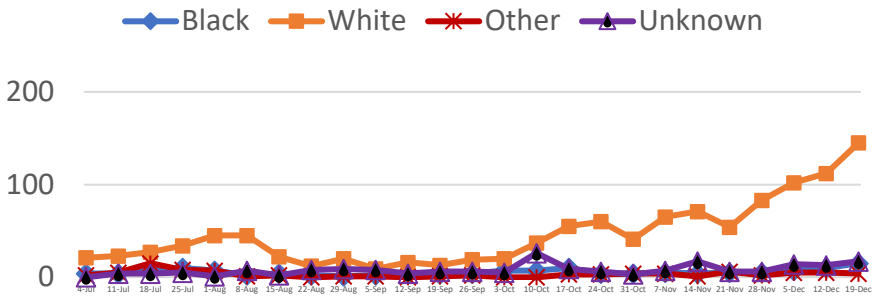
**\*\*Total Cases and Deaths, Through December 19, 2020**



**Total Cases, By Age**  
**July-December 2020 (End of Week)**



**Total Cases, By Race**  
**July-December 2020 (End of Week)**



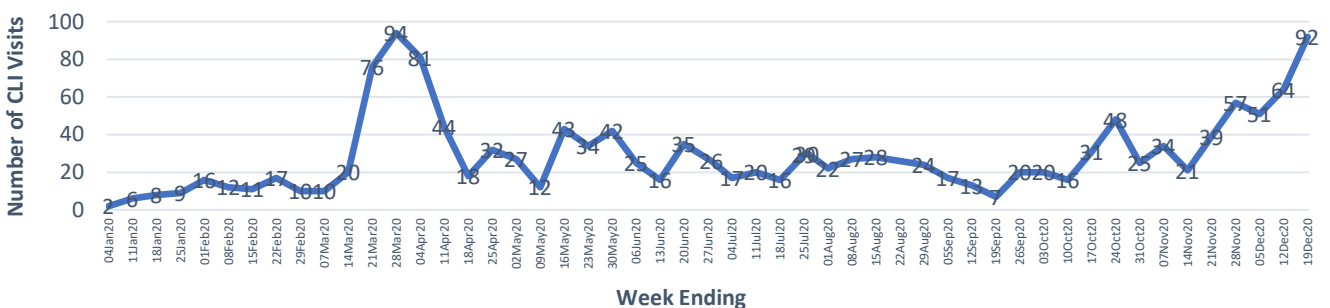
**12/13/2020 – 12/19/2020**

|  |     |
|--|-----|
| # Cases via Suspected Community Transmission | 180 |
| # Cases via Outbreaks                        | 1   |

**Outbreak Explanation**

During the week of 12/13-12/19, one (1) case/patient was associated with an outbreak in a Long-Term Care Facility (LTCF).

**COVID-19-Like Illness (CLI) Visits**  
**Hancock County, Mississippi**  
**Jan. 04, 2020 - Dec. 19, 2020**



\*Counties with test percent positivity <5.0% or with <20 tests in past 14 days: Green; test percent positivity 5.0%-10.0% or with <500 tests and <2000 tests/100k and >10% positivity over 14 days: Yellow; >10.0% and not meeting the criteria for "Green" or "Yellow": Red. Test positivity is rounded to the nearest tenth of a percent before classifying. Reference: [Centers for Medicare and Medicaid Services](#)

\*\*Provisional Data: Illnesses occurring during the last two weeks may not yet have been reported and/or represented.