

# ITAWAMBA COUNTY WEEKLY COVID-19 SNAPSHOT



WEEK OF DECEMBER 19, 2020

Total Cases

1993

Total Deaths

46

Total Incidence

(cases per 100,000)

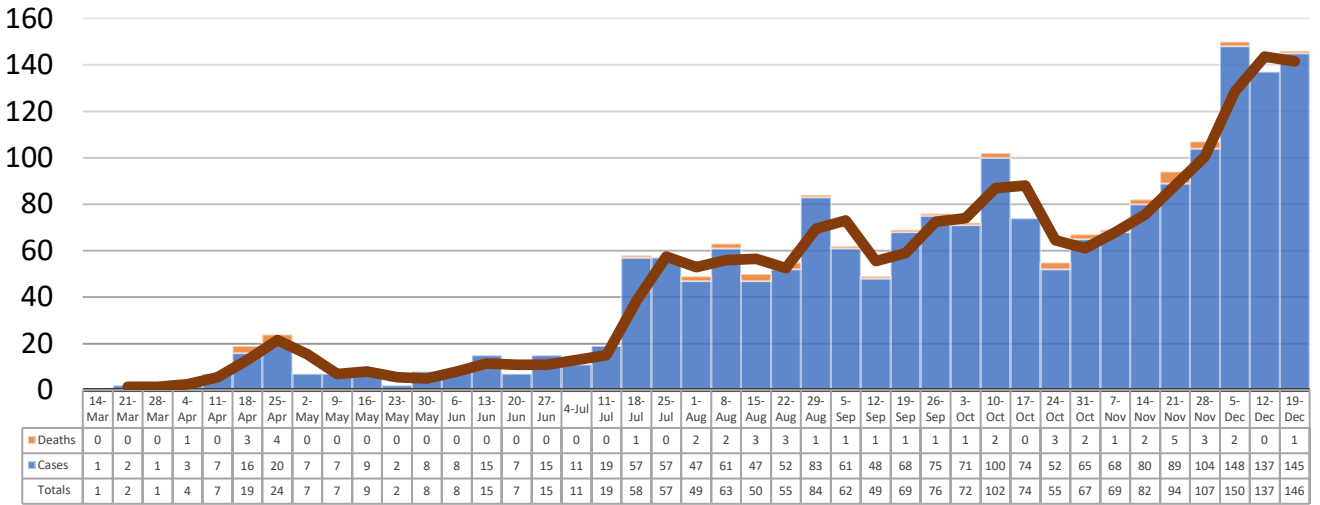
8520.7

\*Test Positivity Rate

11.2%

(12/3-12/16)

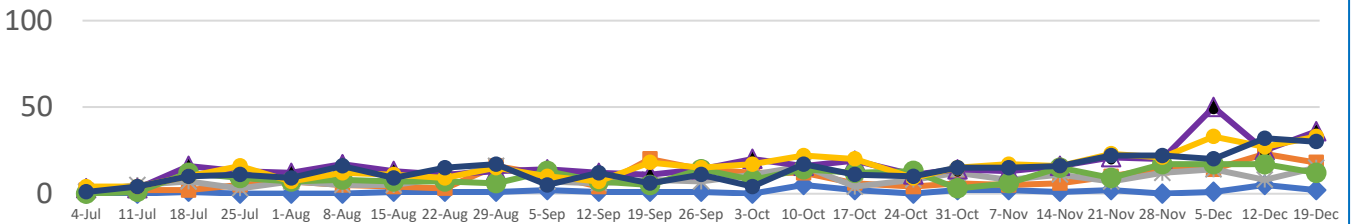
## \*\*Total Cases and Deaths, Through December 19, 2020



## Total Cases, By Age

### July-November 2020 (End of Week)

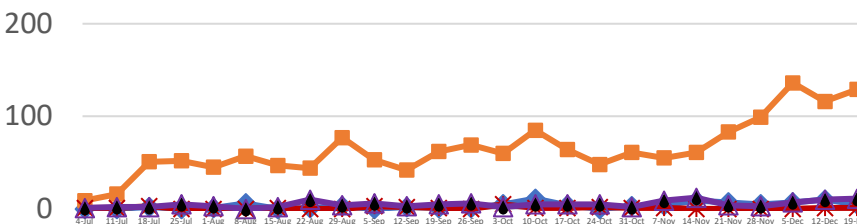
0-4 5-17 18-24 25-39 40-49 50-64 65+



## Total Cases, By Race

### July-November 2020 (End of Week)

Black White Other Unknown



## 12/13/2020 – 12/19/2020

# Cases via Suspected Community Transmission: 133

# Cases via Outbreaks: 13

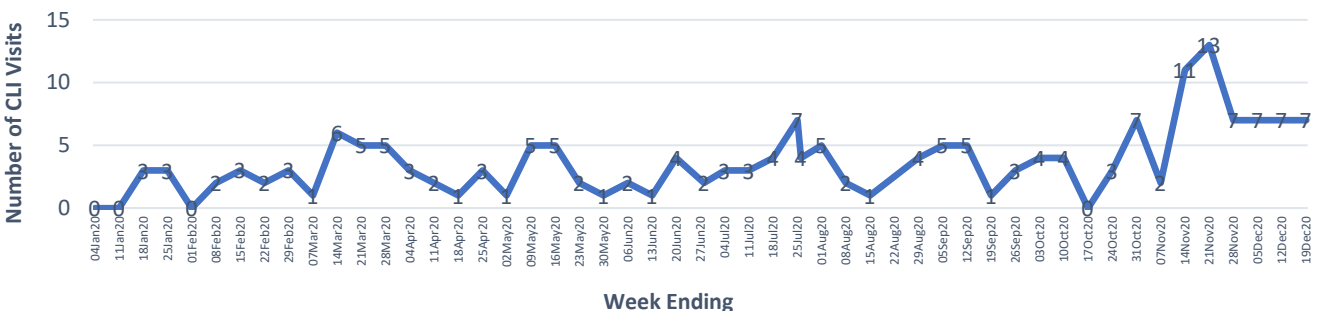
### Outbreak Explanation

During the week of 12/13-12/19, 13 cases/patients were associated with outbreaks in Long-Term Care Facilities (LTCF).

## COVID-19-Like Illness (CLI) Visits

### Itawamba County, Mississippi

Jan. 04, 2020 - Dec. 19, 2020



\*Counties with test percent positivity <5.0% or with <20 tests in past 14 days: Green; test percent positivity 5.0%-10.0% or with <500 tests and <2000 tests/100k and >10% positivity over 14 days: Yellow; >10.0% and not meeting the criteria for "Green" or "Yellow": Red. Test positivity is rounded to the nearest tenth of a percent before classifying. Reference: [Centers for Medicare and Medicaid Services](https://www.cdc.gov/media/releases/2020/s1119-test-positivity.html)

\*\*Provisional Data: Illnesses occurring during the last two weeks may not yet have been reported and/or represented.