

LEFLORE COUNTY WEEKLY COVID-19 SNAPSHOT

WEEK ENDING DECEMBER 19, 2020



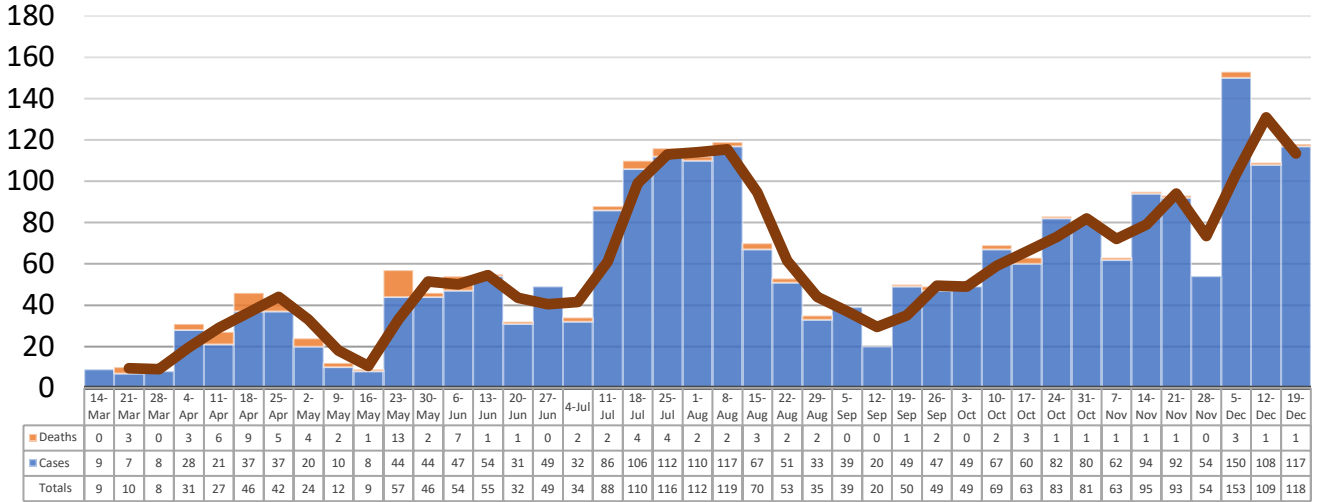
Total Cases
2436

Total Deaths
98

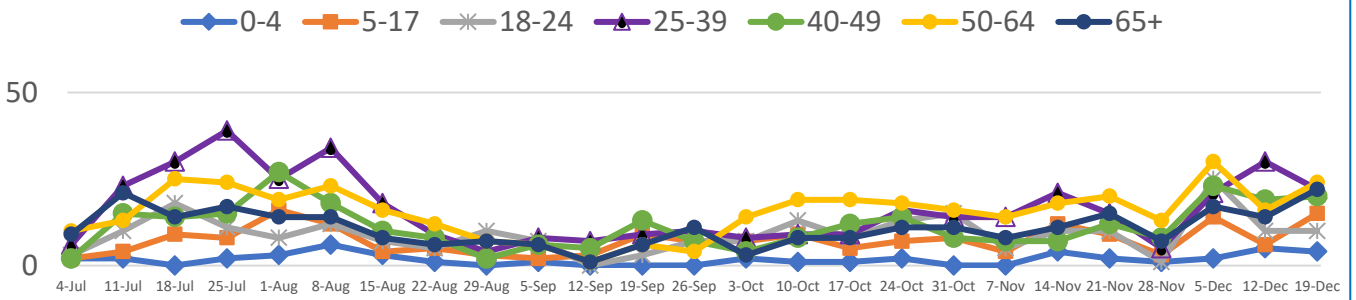
Total Incidence
(cases per 100,000)
8643.5

***Test Positivity Rate**
27.7%
(12/3-12/16)

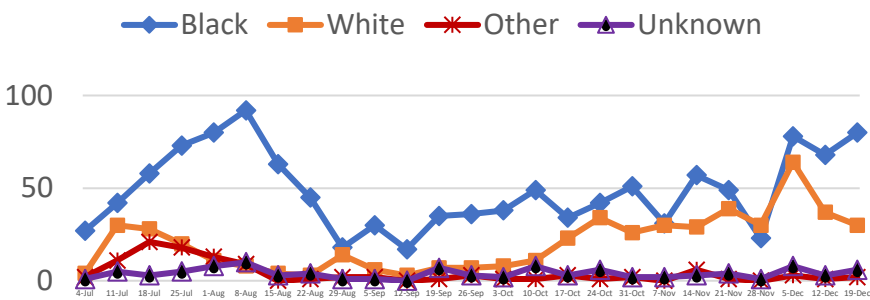
**Total Cases and Deaths, Through December 19, 2020



Total Cases, By Age July-December 2020 (End of Week)



Total Cases, By Race July-December 2020 (End of Week)



12/13/2020 – 12/19/2020

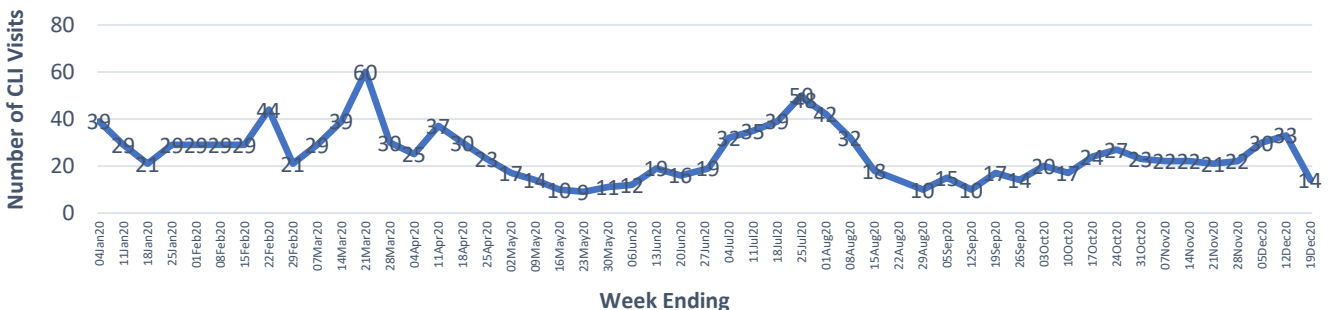
Cases via Suspected Community Transmission: 107

Cases via Outbreaks: 11

Outbreak Explanation

During the week of 12/13-12/19, eight (8) cases/patients were associated with outbreaks in Long-Term Care Facilities (LTCF); three (3) cases were associated with pending outbreak investigations.

COVID-19-Like Illness (CLI) Visits Leflore County, Mississippi Jan. 04, 2020 - Dec. 19, 2020



*Counties with test percent positivity <5.0% or with <20 tests in past 14 days: Green; test percent positivity 5.0%-10.0% or with <500 tests and <2000 tests/100k and >10% positivity over 14 days: Yellow; >10.0% and not meeting the criteria for "Green" or "Yellow": Red. Test positivity is rounded to the nearest tenth of a percent before classifying. Reference: [Centers for Medicare and Medicaid Services](#)

**Provisional Data: Illnesses occurring during the last two weeks may not yet have been reported and/or represented.