

# PONTOTOC COUNTY WEEKLY COVID-19 SNAPSHOT



WEEK ENDING DECEMBER 19, 2020

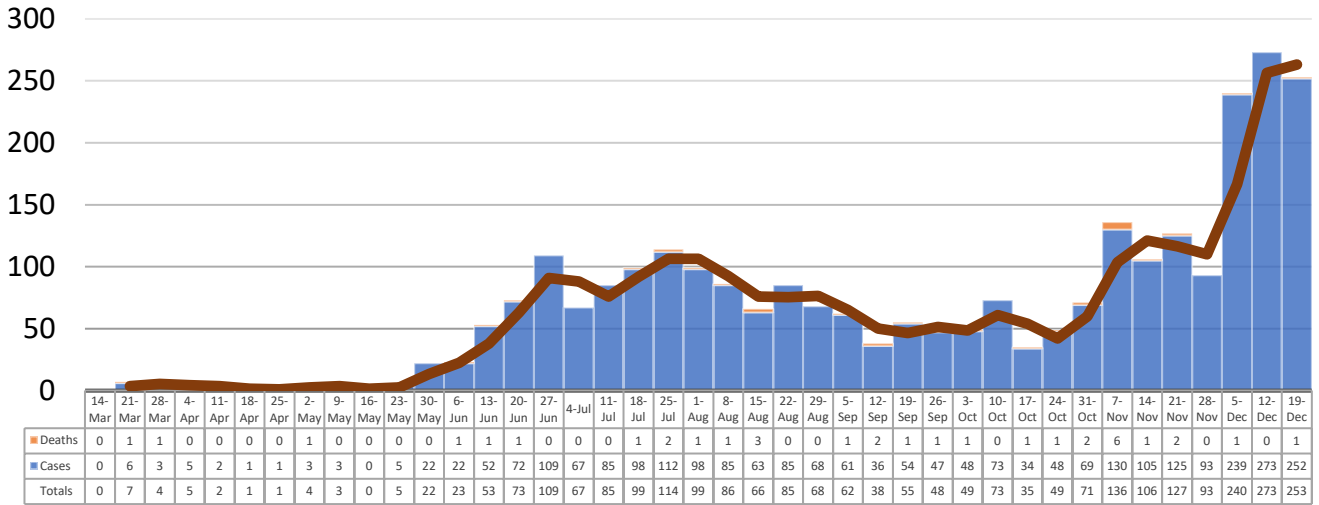
**Total Cases**  
**2789**

**Total Deaths**  
**35**

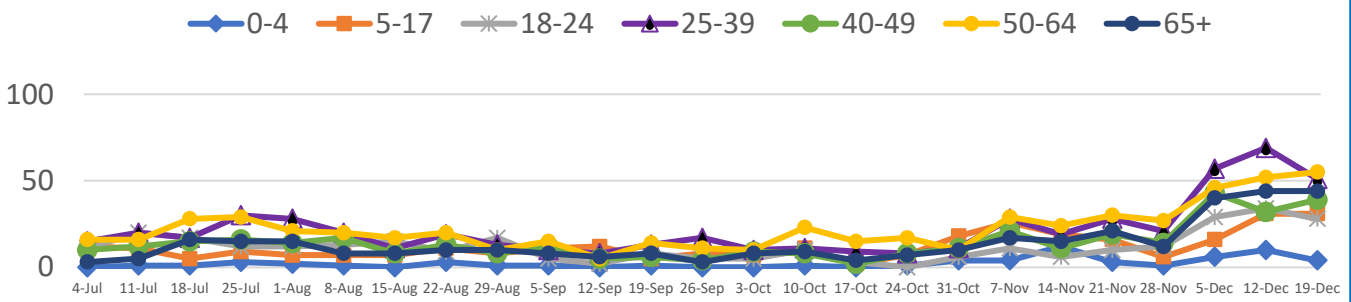
**Total Incidence**  
(cases per 100,000)  
**8668.5**

**\*Test Positivity Rate**  
**14.7%**  
(12/3-12/16)

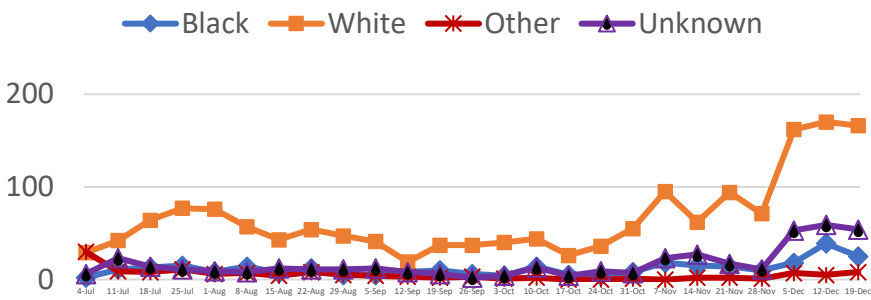
## \*\*Total Cases and Deaths, Through December 19, 2020



## Total Cases, By Age July-December 2020 (End of Week)



## Total Cases, By Race July-December 2020 (End of Week)



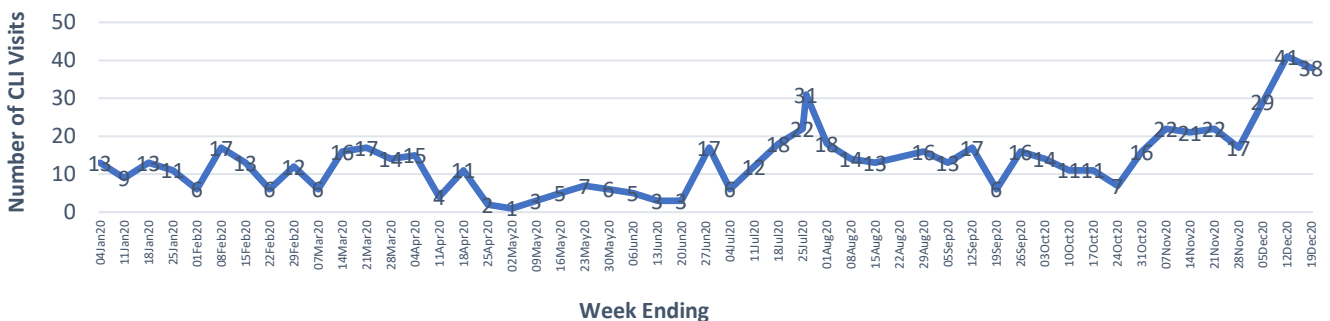
### 12/13/2020 – 12/19/2020

# Cases via Suspected Community Transmission	247
# Cases via Outbreaks	6

#### Outbreak Explanation

During the week of 12/13-12/19, three (3) cases/patients were associated with outbreaks in Long-Term Care Facilities (LTCF); three (3) cases were associated with pending outbreak investigations.

## COVID-19-Like Illness (CLI) Visits Pontotoc County, Mississippi Jan. 04, 2020 - Dec. 19, 2020



\*Counties with test percent positivity <5.0% or with <20 tests in past 14 days: Green; test percent positivity 5.0%-10.0% or with <500 tests and <2000 tests/100k and >10% positivity over 14 days: Yellow; >10.0% and not meeting the criteria for "Green" or "Yellow": Red. Test positivity is rounded to the nearest tenth of a percent before classifying. Reference: [Centers for Medicare and Medicaid Services](#)

\*\*Provisional Data: Illnesses occurring during the last two weeks may not yet have been reported and/or represented.