

RANKIN COUNTY WEEKLY COVID-19 SNAPSHOT

WEEK ENDING DECEMBER 19, 2020



Total Cases

7902

Total Deaths

143

Total Incidence

(cases per 100,000)

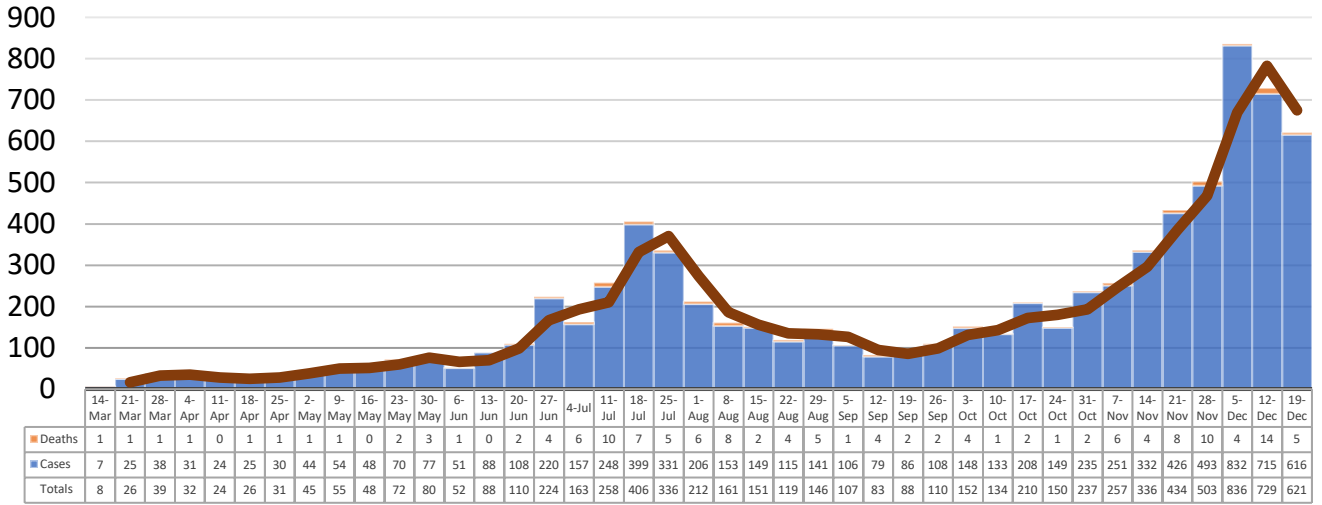
5089.2

*Test Positivity Rate

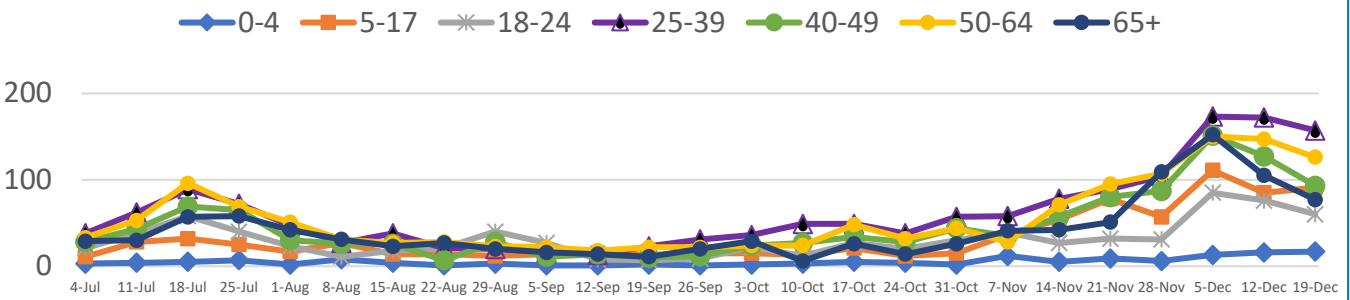
13.8%

(12/3-12/16)

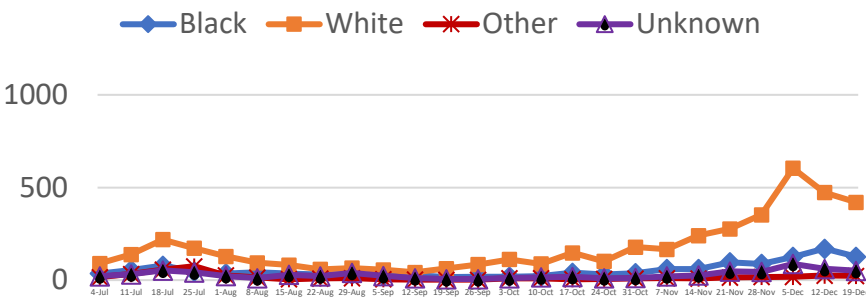
**Total Cases and Deaths, Through December 19, 2020



Total Cases, By Age July-December 2020 (End of Week)



Total Cases, By Race July-December 2020 (End of Week)



12/13/2020 – 12/19/2020

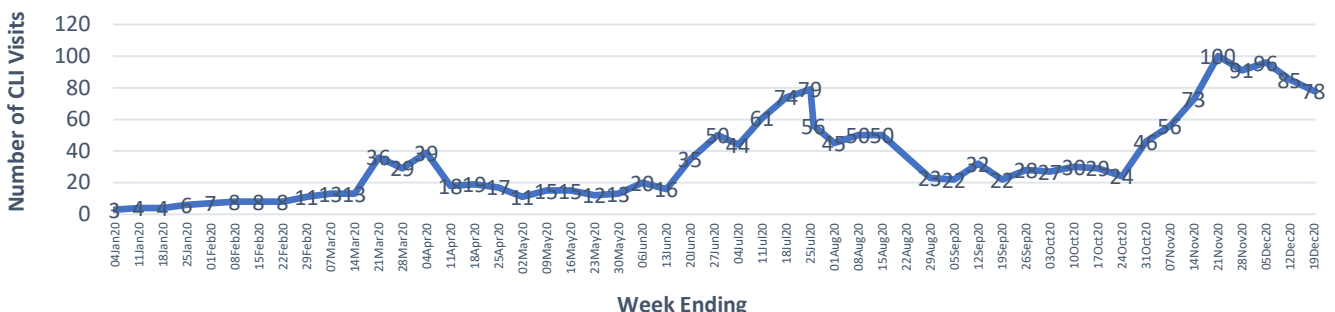
Cases via Suspected Community Transmission: 589

Cases via Outbreaks: 32

Outbreak Explanation

During the week of 12/13-12/19, 19 cases/patients were associated with outbreaks in Long-Term Care Facilities (LTCF); 10 cases were associated with outbreaks in residential care facilities; 3 cases were associated with pending outbreak investigations.

COVID-19-Like Illness (CLI) Visits Rankin County, Mississippi Jan. 04, 2020 - Dec. 19, 2020



*Counties with test percent positivity <5.0% or with <20 tests in past 14 days: Green; test percent positivity 5.0%-10.0% or with <500 tests and <2000 tests/100k and >10% positivity over 14 days: Yellow; >10.0% and not meeting the criteria for "Green" or "Yellow": Red. Test positivity is rounded to the nearest tenth of a percent before classifying. Reference: [Centers for Medicare and Medicaid Services](https://www.cms.gov/medicare/medicaid-coverage/medicaid-services)

**Provisional Data: Illnesses occurring during the last two weeks may not yet have been reported and/or represented.