

TIPPAH COUNTY WEEKLY COVID-19 SNAPSHOT

WEEK ENDING DECEMBER 19, 2020



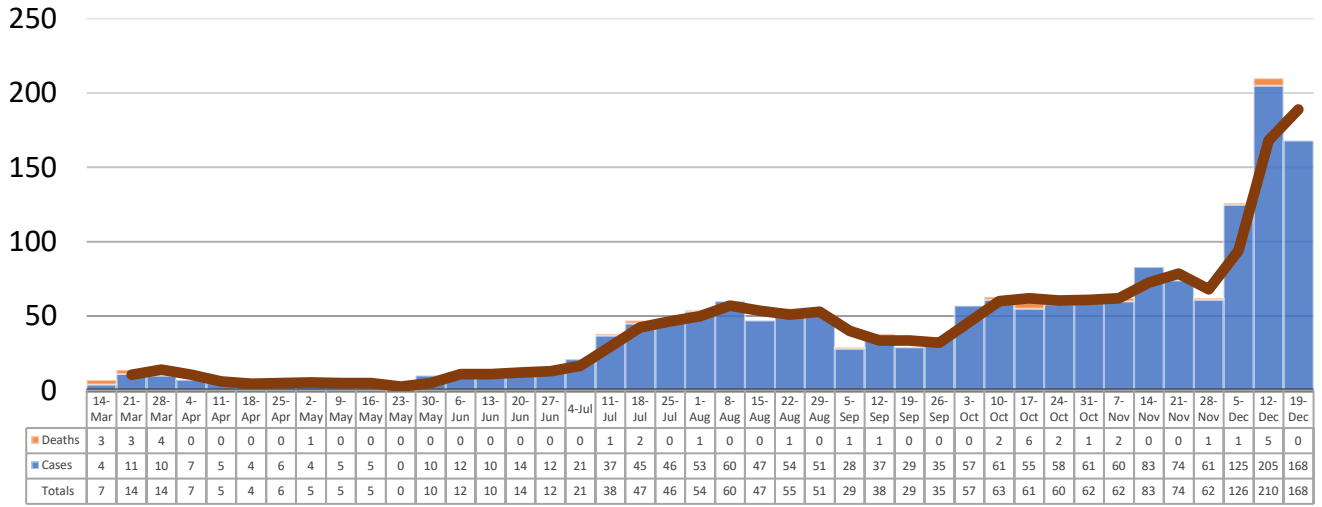
Total Cases
1770

Total Deaths
38

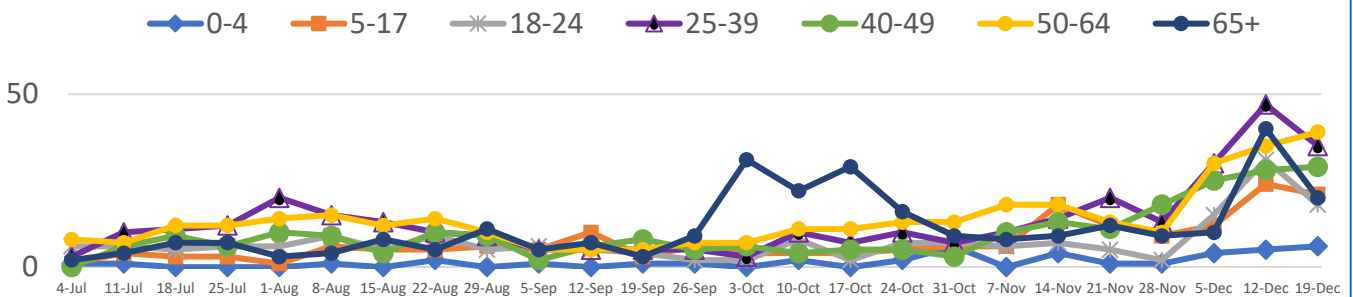
Total Incidence
(cases per 100,000)
8040.0

***Test Positivity Rate**
14.9%
(12/3-12/16)

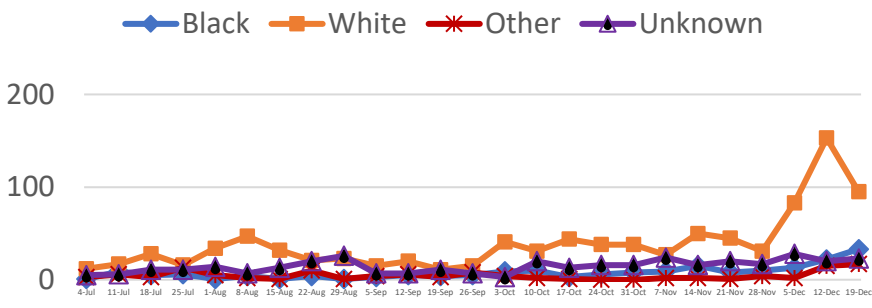
****Total Cases and Deaths, Through December 19, 2020**



Total Cases, By Age July-December 2020 (End of Week)



Total Cases, By Race July-December 2020 (End of Week)



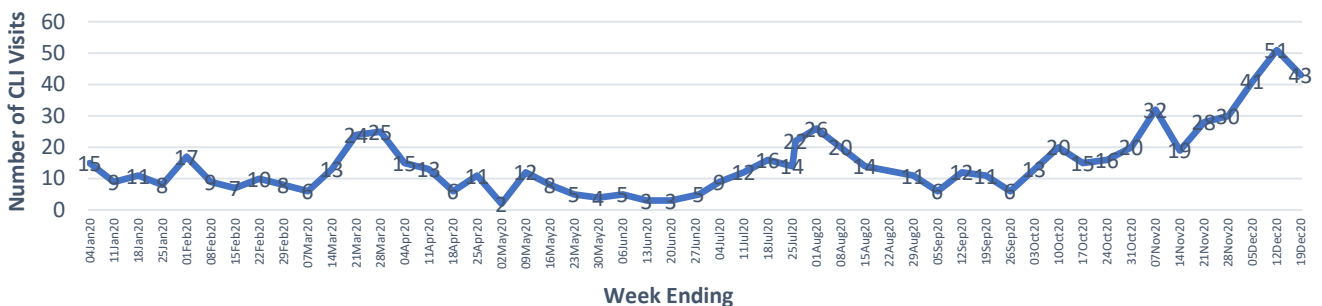
12/13/2020 – 12/19/2020

| | |
|--|-----|
| # Cases via Suspected Community Transmission | 157 |
| # Cases via Outbreaks | 11 |

Outbreak Explanation

During the week of 12/13-12/19, eight (8) cases were associated with outbreaks in Long-Term Care Facilities (LTCF); one (1) case was associated with an outbreak in a dance school; two (2) cases were associated with pending outbreak investigations.

COVID-19-Like Illness (CLI) Visits Tippah County, Mississippi Jan. 04, 2020 - Dec. 19, 2020



*Counties with test percent positivity <5.0% or with <20 tests in past 14 days: Green; test percent positivity 5.0%-10.0% or with <500 tests and <2000 tests/100k and >10% positivity over 14 days: Yellow; >10.0% and not meeting the criteria for "Green" or "Yellow": Red. Test positivity is rounded to the nearest tenth of a percent before classifying. Reference: [Centers for Medicare and Medicaid Services](#)

**Provisional Data: Illnesses occurring during the last two weeks may not yet have been reported and/or represented.