

HINDS COUNTY WEEKLY COVID-19 SNAPSHOT

WEEK ENDING DECEMBER 26, 2020



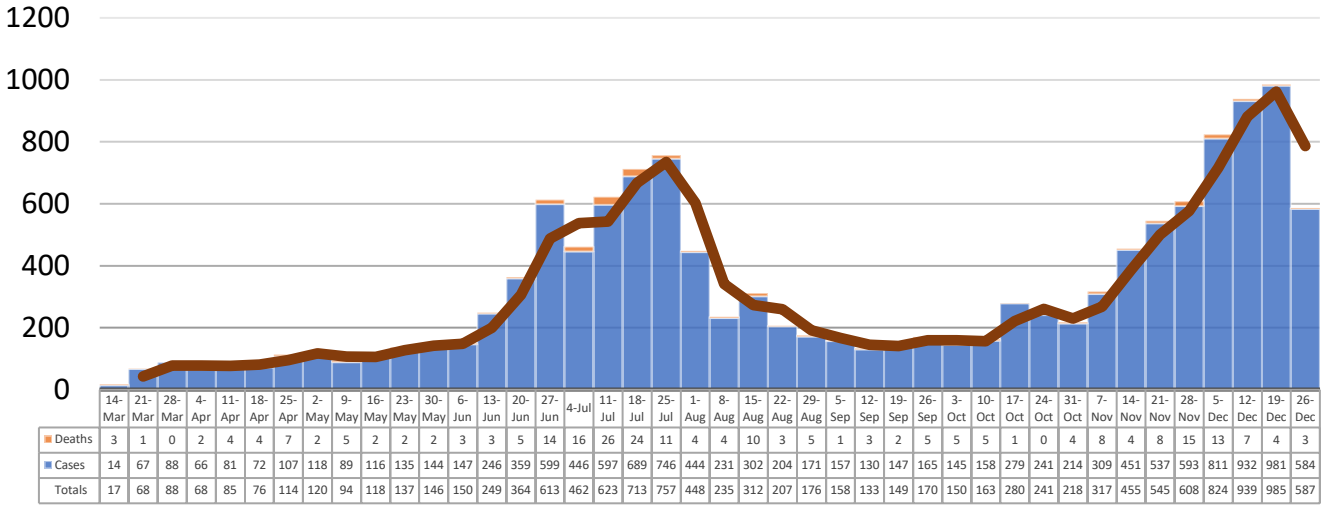
Total Cases
13,461

Total Deaths
250

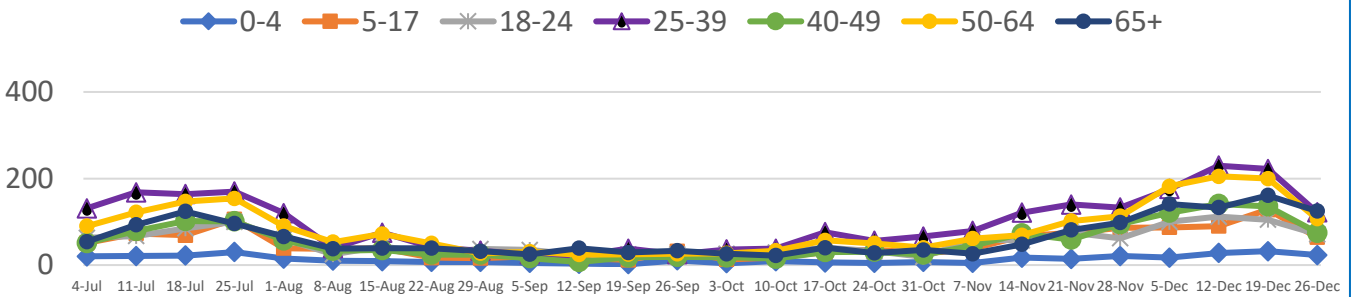
Total Incidence
(cases per 100,000)
5806.2

***Test Positivity Rate**
15.5%
(12/10-12/23)

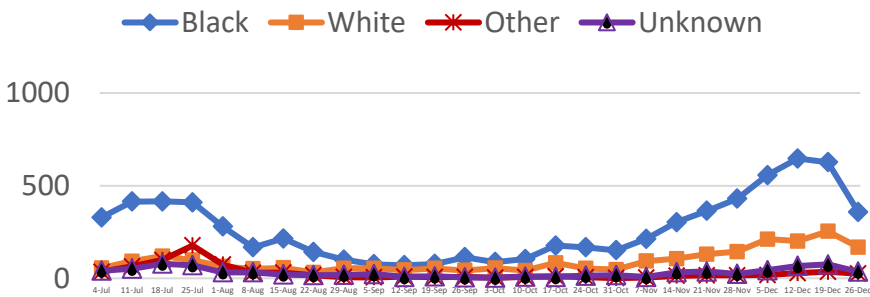
****Total Cases and Deaths, Through December 26, 2020**



Total Cases, By Age
July-December 2020 (End of Week)



Total Cases, By Race
July-December 2020 (End of Week)



12/20/2020 – 12/26/2020

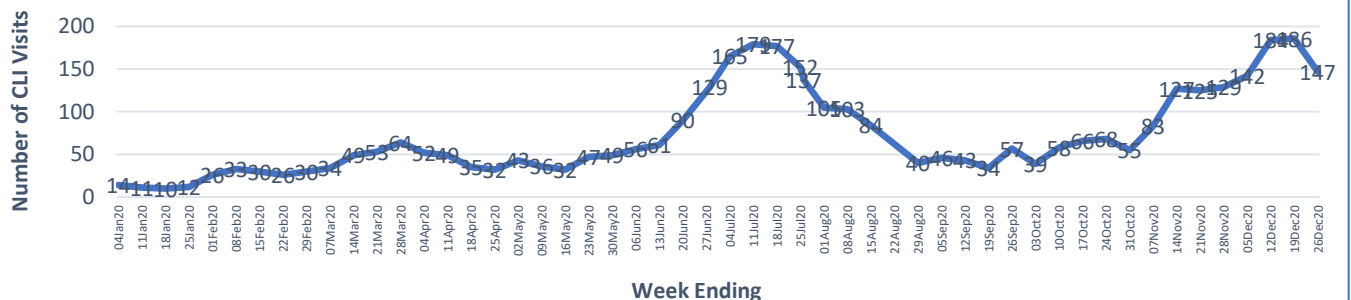
Cases via Suspected Community Transmission: **535**

Cases via Outbreaks: **52**

Outbreak Explanation

During the week of 12/20-12/26, 48 cases/patients were associated with outbreaks in Long-Term Care Facilities (LTCF); 2 cases were associated with outbreaks in residential care facilities; 2 cases were associated with pending outbreak investigations.

COVID-19-Like Illness (CLI) Visits
Hinds County, Mississippi
Jan. 04, 2020 - Dec. 26, 2020



*Counties with test percent positivity <5.0% or with <20 tests in past 14 days: Green; test percent positivity 5.0%-10.0% or with <500 tests and <2000 tests/100k and >10% positivity over 14 days: Yellow; >10.0% and not meeting the criteria for "Green" or "Yellow": Red. Test positivity is rounded to the nearest tenth of a percent before classifying. Reference: [Centers for Medicare and Medicaid Services](https://www.cms.gov/medicare/medicaid-coverage/medicaid-services)

**Provisional Data: Illnesses occurring during the last two weeks may not yet have been reported and/or represented.