

# LAWRENCE COUNTY WEEKLY COVID-19 SNAPSHOT



WEEK ENDING DECEMBER 26, 2020

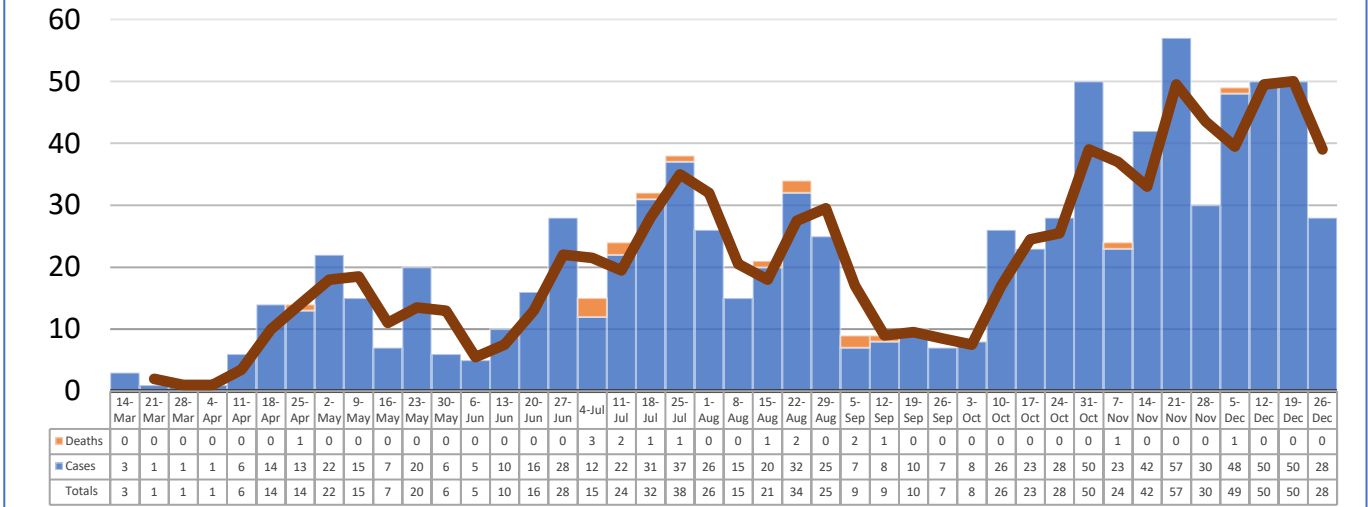
**Total Cases**  
**906**

**Total Deaths**  
**16**

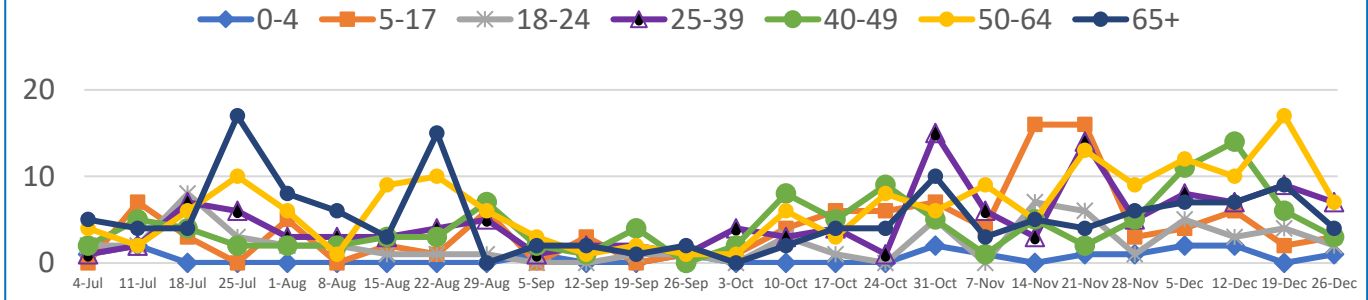
**Total Incidence**  
(cases per 100,000)  
**7198.5**

**\*Test Positivity Rate**  
**15.7%**  
(12/10-12/23)

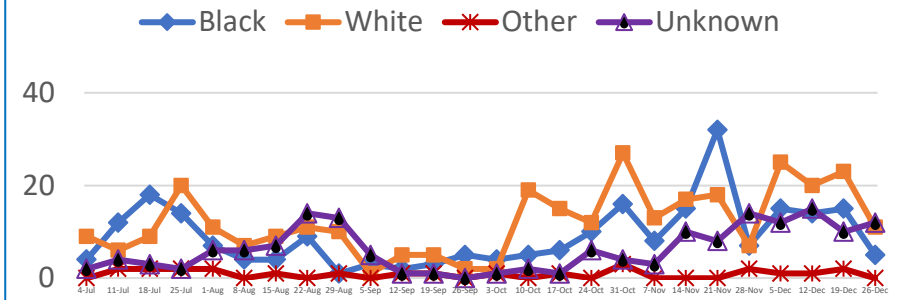
## \*\*Total Cases and Deaths, Through December 26, 2020



## Total Cases, By Age July-December 2020 (End of Week)

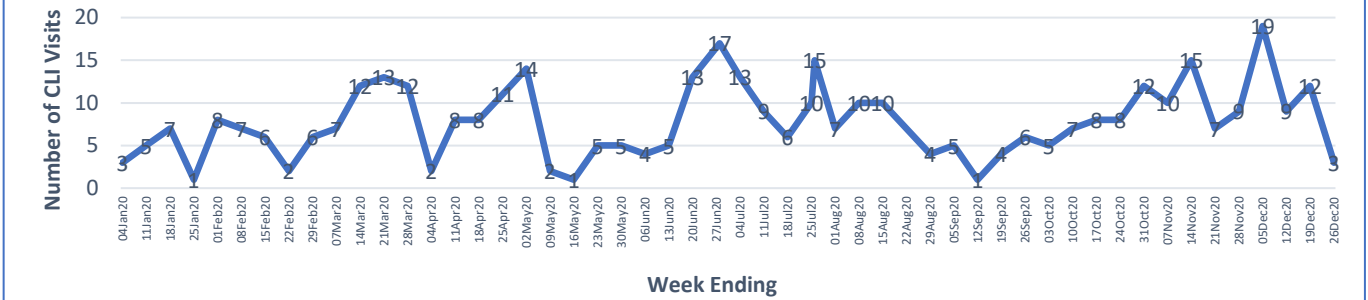


## Total Cases, By Race July-December 2020 (End of Week)



12/20/2020 – 12/26/2020	
# Cases via Suspected Community Transmission	27
# Cases via Outbreaks	1
<u>Outbreak Explanation</u>	
During the week of 12/20-12/26, one (1) case/patient was associated with a pending outbreak investigation.	

## COVID-19-Like Illness (CLI) Visits Lawrence County, Mississippi Jan. 04, 2020 - Dec. 26, 2020



\*Counties with test percent positivity <5.0% or with <20 tests in past 14 days: Green; test percent positivity 5.0%-10.0% or with <500 tests and <2000 tests/100k and >10% positivity over 14 days: Yellow; >10.0% and not meeting the criteria for "Green" or "Yellow": Red. Test positivity is rounded to the nearest tenth of a percent before classifying. Reference: [Centers for Medicare and Medicaid Services](#)

\*\*Provisional Data: Illnesses occurring during the last two weeks may not yet have been reported and/or represented.