

# LEAKE COUNTY WEEKLY COVID-19 SNAPSHOT



WEEK ENDING DECEMBER 26, 2020

Total Cases

1952

Total Deaths

49

Total Incidence

(cases per 100,000)

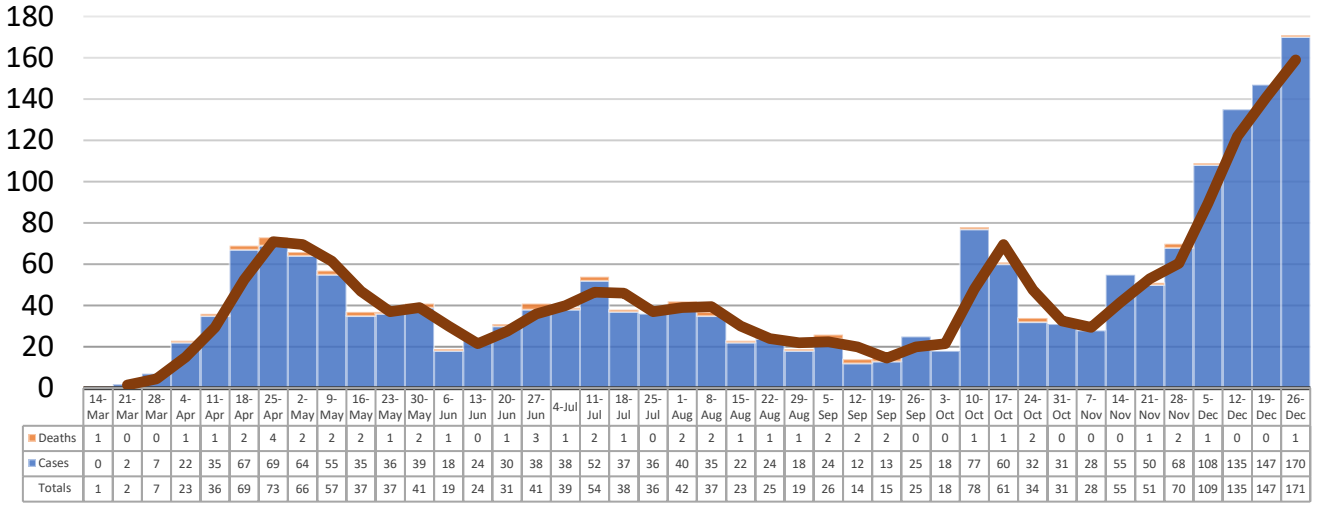
8566.7

\*Test Positivity Rate

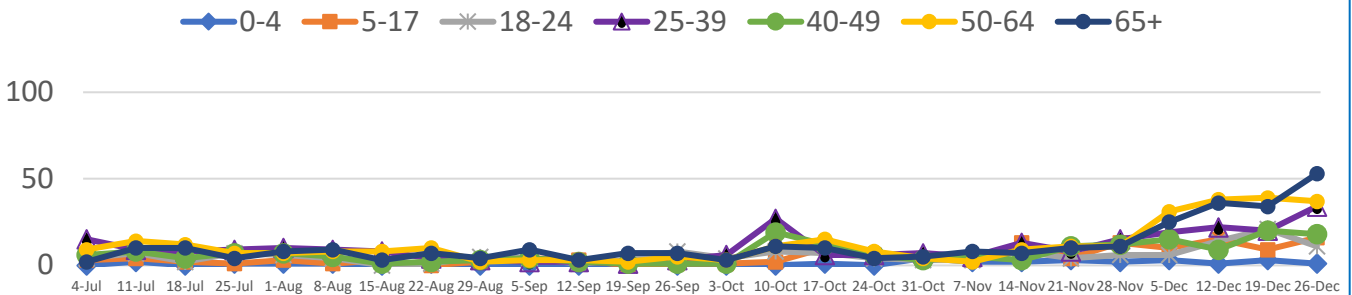
14.1%

(12/10-12/23)

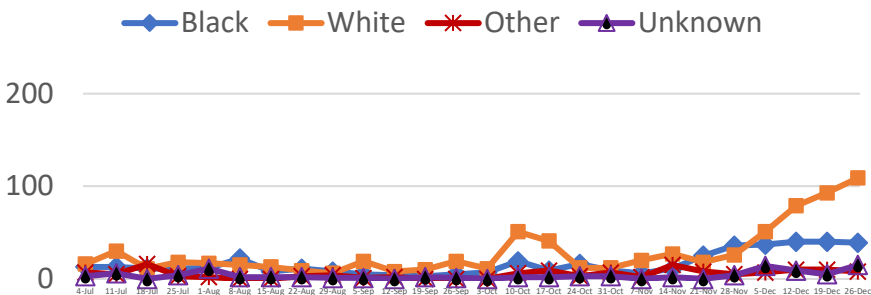
\*\*Total Cases and Deaths, Through December 26, 2020



Total Cases, By Age  
July-December 2020 (End of Week)



Total Cases, By Race  
July-December 2020 (End of Week)



12/20/2020 – 12/26/2020

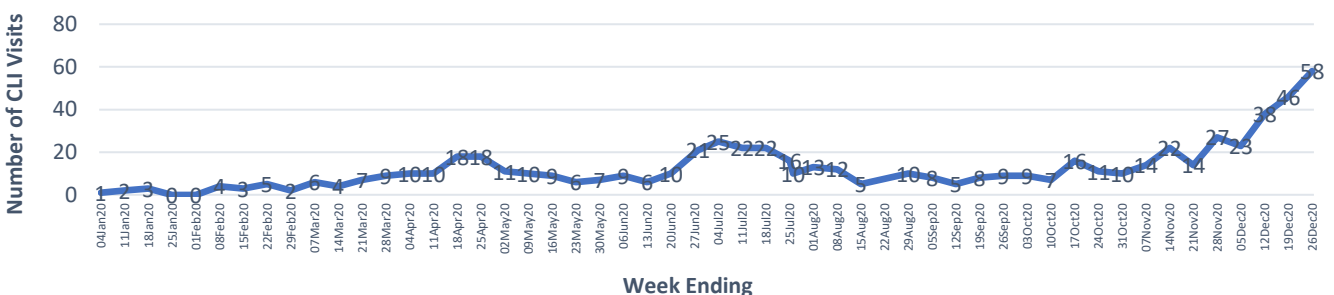
# Cases via Suspected Community Transmission: 154

# Cases via Outbreaks: 17

Outbreak Explanation

During the week of 12/20-12/26, 15 cases/patients were associated with outbreaks in Long-Term Care Facilities (LTCF); 2 cases were associated with pending outbreak investigations.

COVID-19-Like Illness (CLI) Visits  
Leake County, Mississippi  
Jan. 04, 2020 - Dec. 26, 2020



\*Counties with test percent positivity <5.0% or with <20 tests in past 14 days: Green; test percent positivity 5.0%-10.0% or with <500 tests and <2000 tests/100k and >10% positivity over 14 days: Yellow; >10.0% and not meeting the criteria for "Green" or "Yellow": Red. Test positivity is rounded to the nearest tenth of a percent before classifying. Reference: [Centers for Medicare and Medicaid Services](#)

\*\*Provisional Data: Illnesses occurring during the last two weeks may not yet have been reported and/or represented.