

LEE COUNTY WEEKLY COVID-19 SNAPSHOT

WEEK ENDING DECEMBER 26, 2020

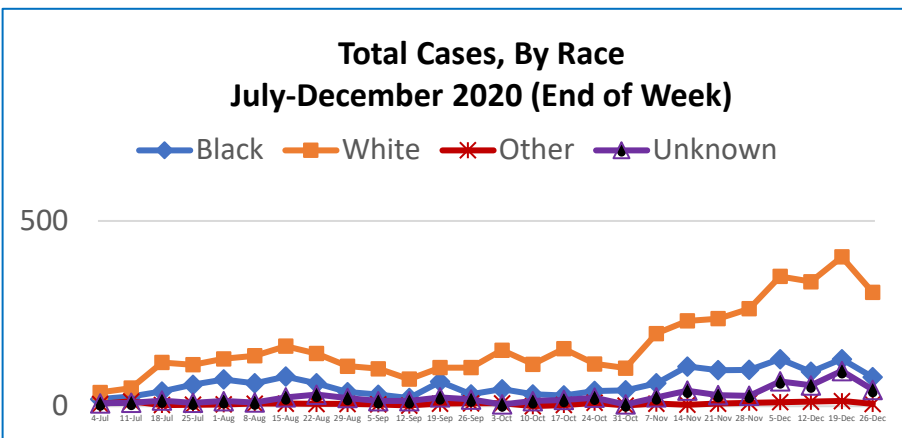
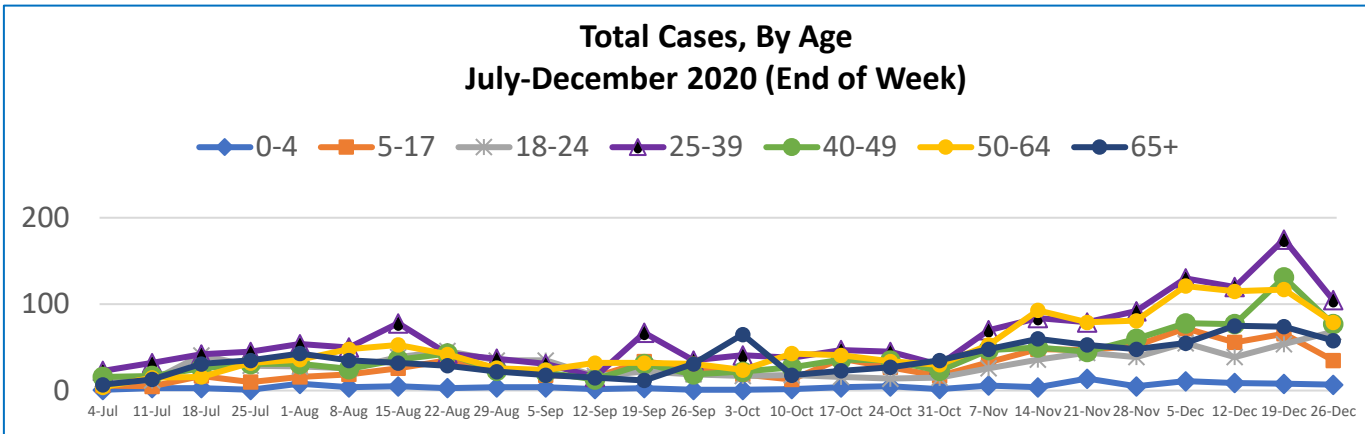
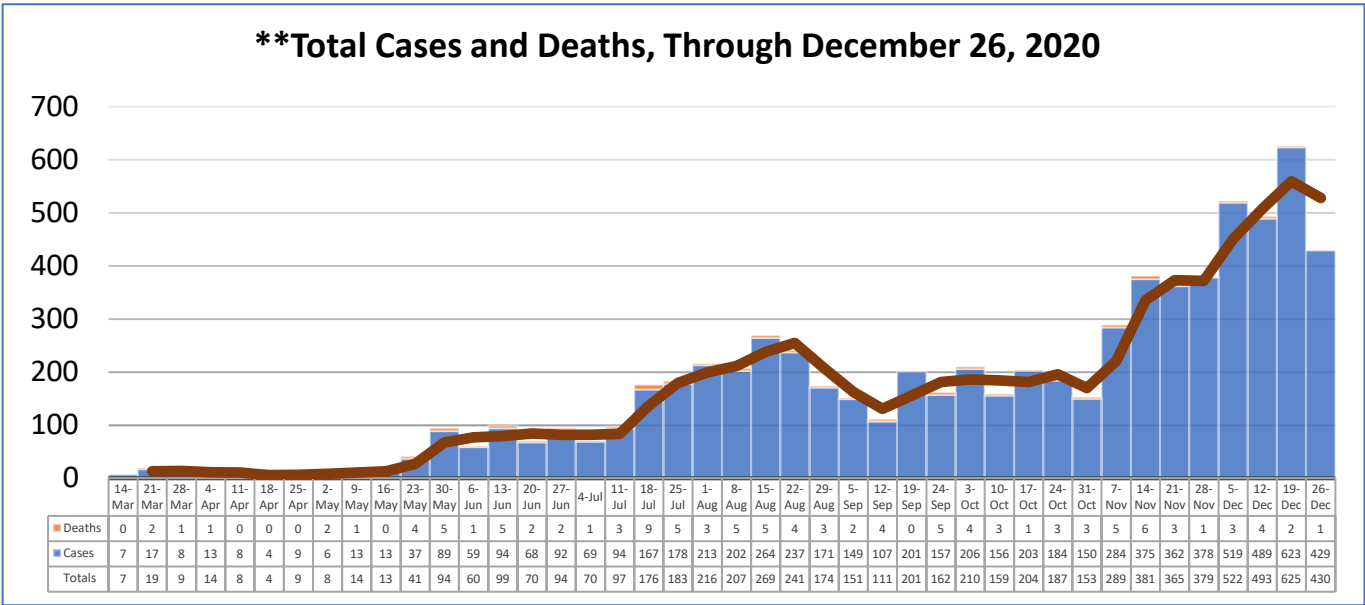


Total Cases
7316

Total Deaths
114

Total Incidence
(cases per 100,000)
8563.1

***Test Positivity Rate**
15.5%
(12/10-12/23)

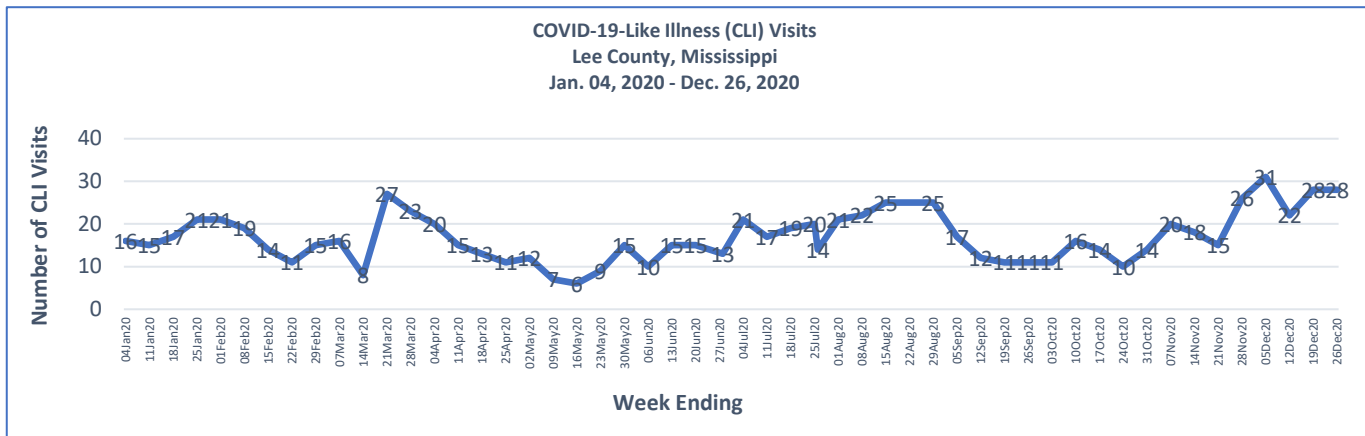


12/20/2020 – 12/26/2020

# Cases via Suspected Community Transmission	420
# Cases via Outbreaks	10

Outbreak Explanation

During the week of 12/20-12/26, four (4) cases/patients were associated with outbreaks in Long-Term Care Facilities (LTCF); one (1) case was associated with an outbreak in a business/industry; five (5) cases were associated with pending outbreak investigations.



*Counties with test percent positivity <5.0% or with <20 tests in past 14 days: Green; test percent positivity 5.0%-10.0% or with <500 tests and <2000 tests/100k and >10% positivity over 14 days: Yellow; >10.0% and not meeting the criteria for "Green" or "Yellow": Red. Test positivity is rounded to the nearest tenth of a percent before classifying. Reference: [Centers for Medicare and Medicaid Services](#)

**Provisional Data: Illnesses occurring during the last two weeks may not yet have been reported and/or represented.