

# NESHOBA COUNTY WEEKLY COVID-19 SNAPSHOT



WEEK ENDING DECEMBER 26, 2020

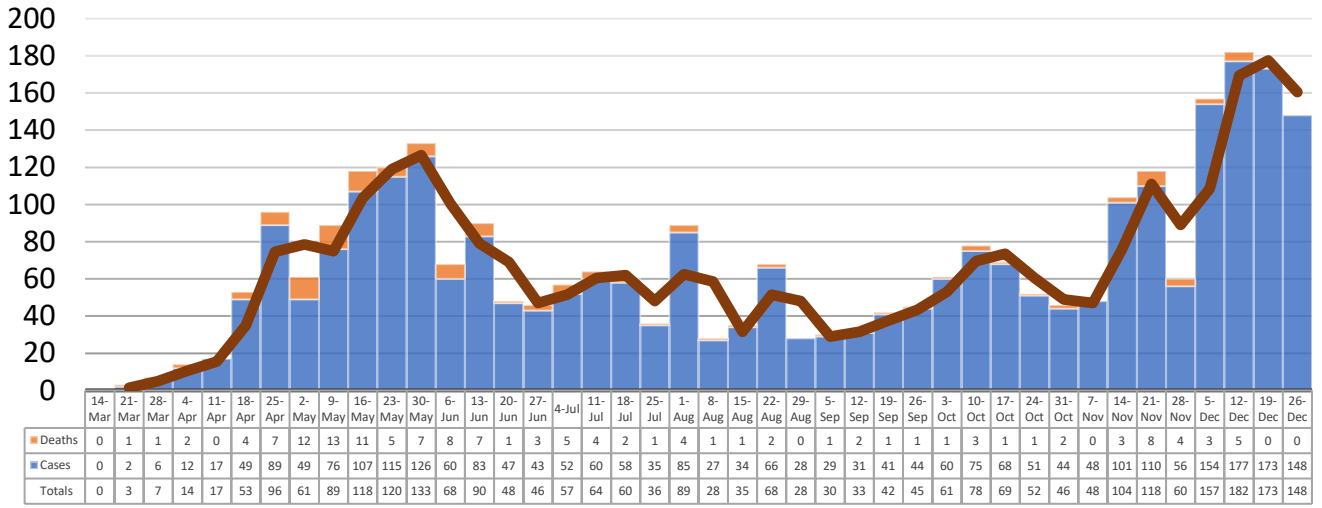
**Total Cases**  
**2889**

**Total Deaths**  
**138**

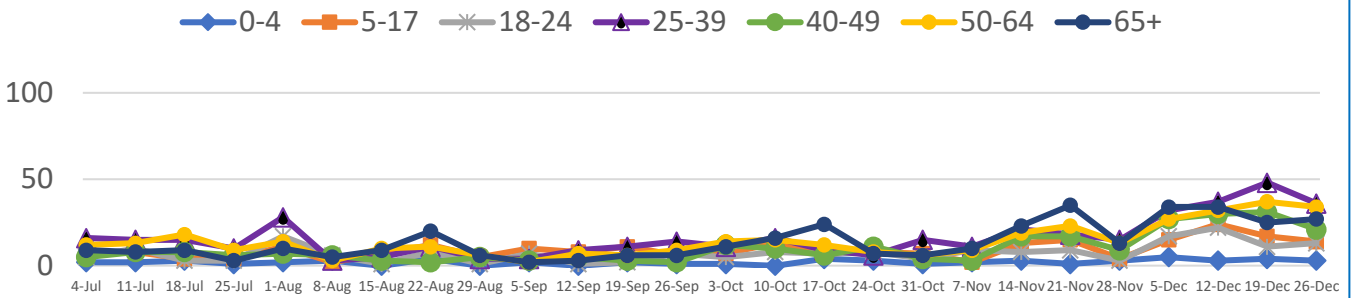
**Total Incidence**  
(cases per 100,000)  
**9921.7**

**\*Test Positivity Rate**  
**12.6%**  
(12/10-12/23)

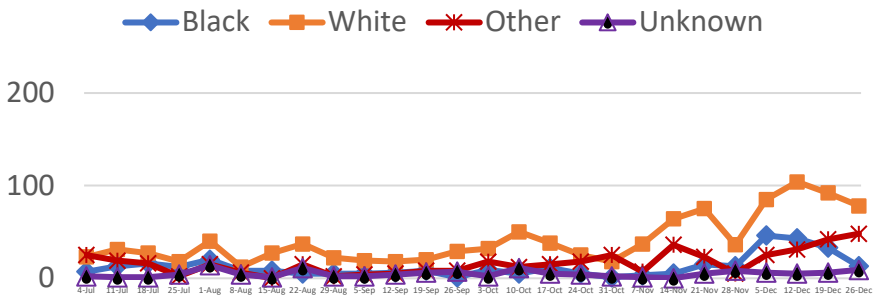
**\*\*Total Cases and Deaths, Through December 26, 2020**



**Total Cases, By Age**  
**July-December 2020 (End of Week)**



**Total Cases, By Race**  
**July-December 2020 (End of Week)**



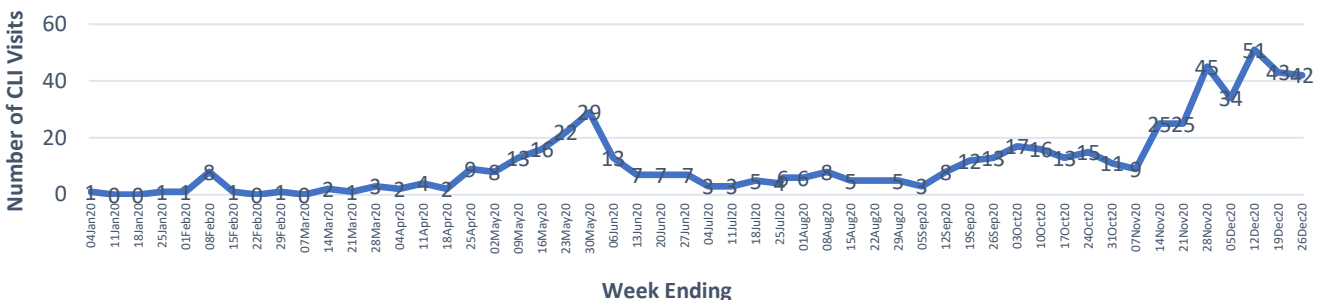
**12/20/2020 – 12/26/2020**

# Cases via Suspected Community Transmission	135
# Cases via Outbreaks	13

**Outbreak Explanation**

During the week of 12/20-12/26, nine (9) cases/patients were associated with outbreaks in Long-Term Care Facilities (LTCF); four (4) cases were associated with pending outbreak investigations.

**COVID-19-Like Illness (CLI) Visits**  
**Neshoba County, Mississippi**  
**Jan. 04, 2020 - Dec. 26, 2020**



\*Counties with test percent positivity <5.0% or with <20 tests in past 14 days: Green; test percent positivity 5.0%-10.0% or with <500 tests and <2000 tests/100k and >10% positivity over 14 days: Yellow; >10.0% and not meeting the criteria for "Green" or "Yellow": Red. Test positivity is rounded to the nearest tenth of a percent before classifying. Reference: [Centers for Medicare and Medicaid Services](#)

\*\*Provisional Data: Illnesses occurring during the last two weeks may not yet have been reported and/or represented.