

# SHARKEY COUNTY WEEKLY COVID-19 SNAPSHOT



WEEK ENDING DECEMBER 26, 2020

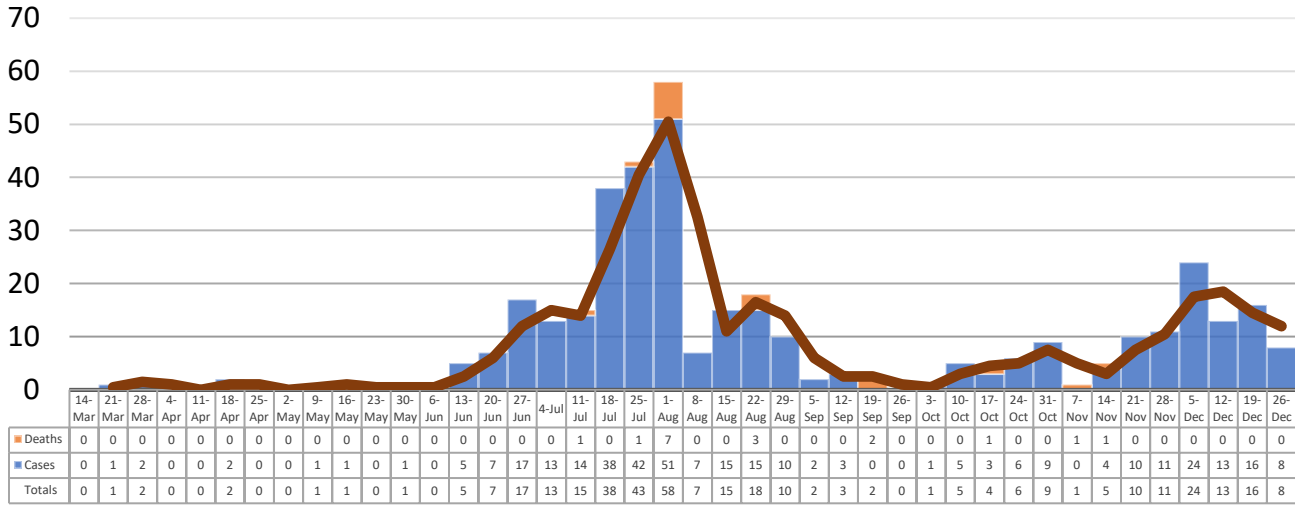
**Total Cases**  
**379**

**Total Deaths**  
**17**

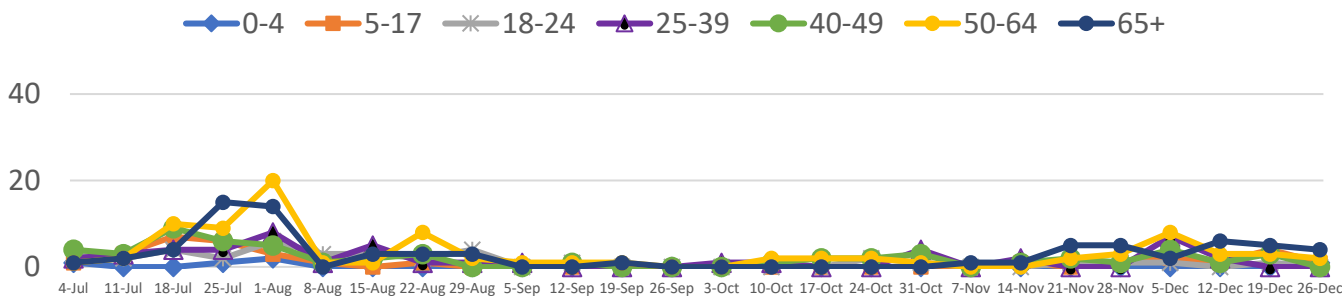
**Total Incidence**  
(cases per 100,000)  
**8771.1**

**\*Test Positivity Rate**  
**20.5%**  
(12/10-12/23)

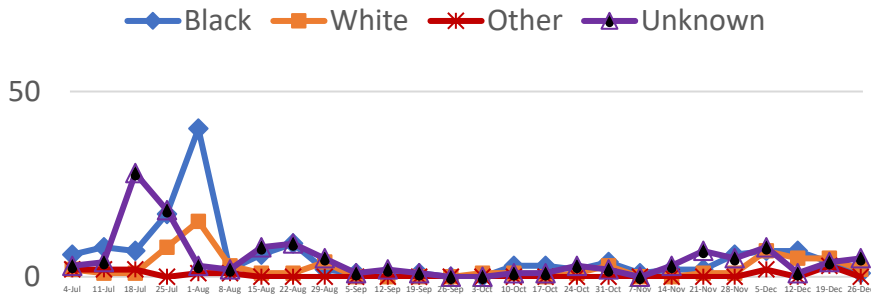
**\*\*Total Cases and Deaths, Through December 26, 2020**



**Total Cases, By Age July-December 2020 (End of Week)**



**Total Cases, By Race July-December 2020 (End of Week)**



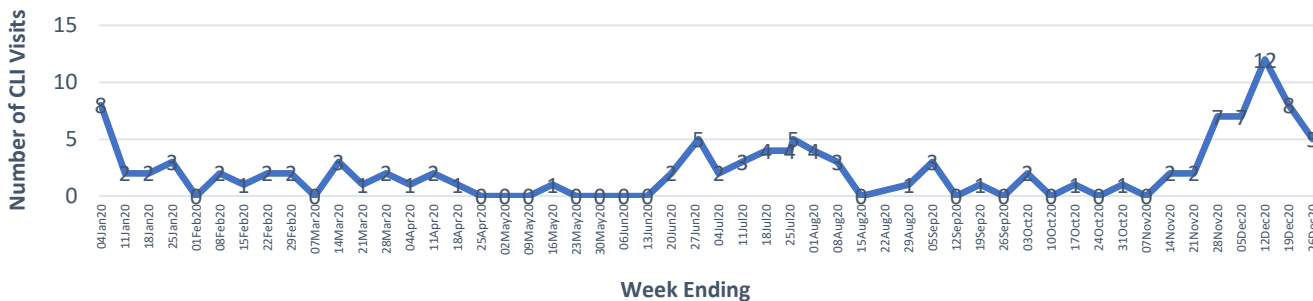
**12/20/2020 – 12/26/2020**

# Cases via Suspected Community Transmission	8
# Cases via Outbreaks	0

Outbreak Explanation

During the week of 12/20-12/26, there were no cases associated with an outbreak.

**COVID-19-Like Illness (CLI) Visits Sharkey County, Mississippi Jan. 04, 2020 - Dec. 26, 2020**



\*Counties with test percent positivity <5.0% or with <20 tests in past 14 days: Green; test percent positivity 5.0%-10.0% or with <500 tests and <2000 tests/100k and >10% positivity over 14 days: Yellow; >10.0% and not meeting the criteria for "Green" or "Yellow": Red. Test positivity is rounded to the nearest tenth of a percent before classifying. Reference: [Centers for Medicare and Medicaid Services](#)

\*\*Provisional Data: Illnesses occurring during the last two weeks may not yet have been reported and/or represented.