

# SIMPSON COUNTY WEEKLY COVID-19 SNAPSHOT

WEEK ENDING DECEMBER 26, 2020



Total Cases

1934

Total Deaths

61

Total Incidence

(cases per 100,000)

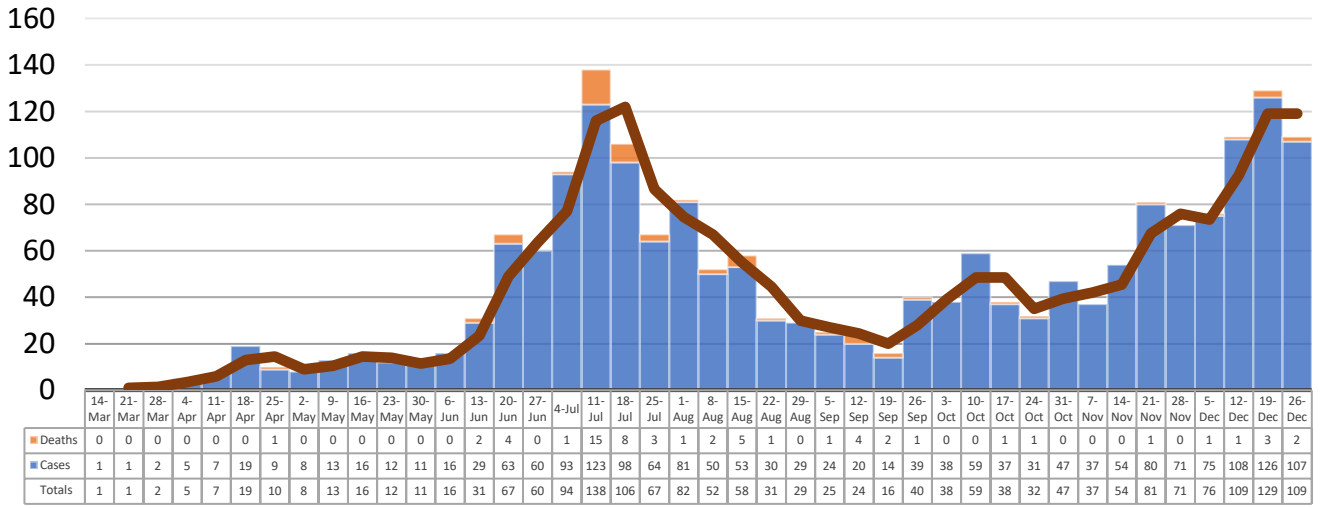
7254.9

\*Test Positivity Rate

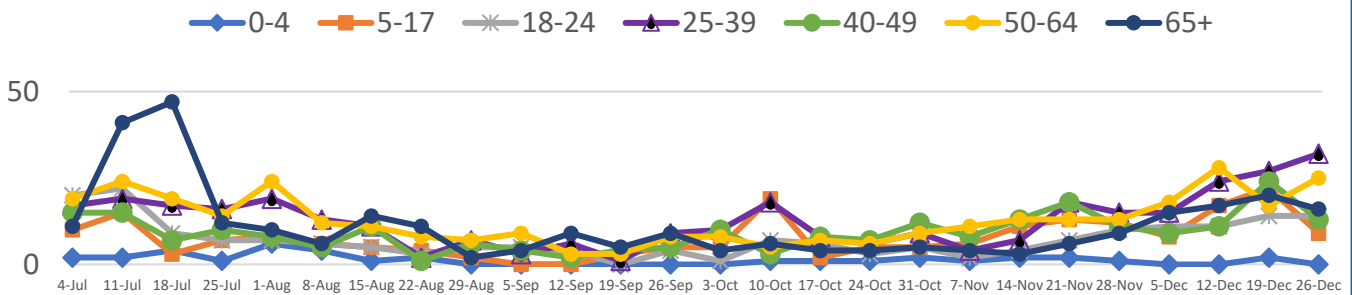
12.7%

(12/10-12/23)

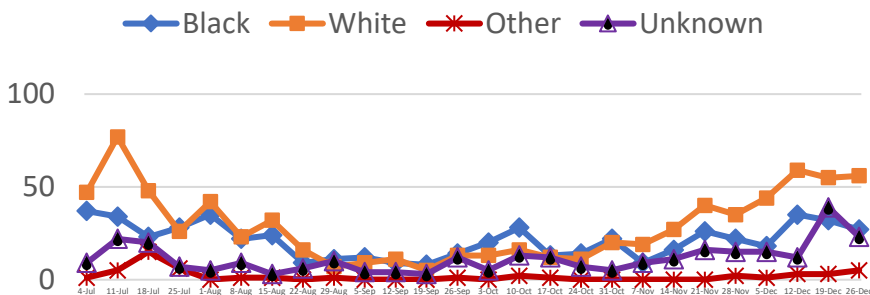
## \*\*Total Cases and Deaths, Through December 26, 2020



## Total Cases, By Age July-December 2020 (End of Week)



## Total Cases, By Race July-December 2020 (End of Week)



### 12/20/2020 – 12/26/2020

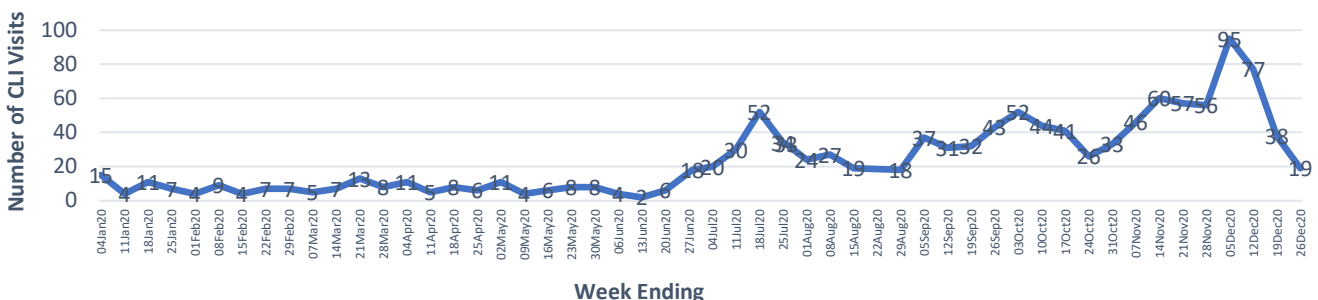
# Cases via Suspected Community Transmission	93
--	----

# Cases via Outbreaks	16
-----------------------	----

#### Outbreak Explanation

During the week of 12/20-12/26, 12 cases/patients were associated with outbreaks in Long-Term Care Facilities (LTCF); 2 cases were associated with an outbreak at a residential care facility; 2 cases were associated with pending outbreak investigations.

## COVID-19-Like Illness (CLI) Visits Simpson County, Mississippi Jan. 04, 2020 - Dec. 26, 2020



\*Counties with test percent positivity <5.0% or with <20 tests in past 14 days: Green; test percent positivity 5.0%-10.0% or with <500 tests and <2000 tests/100k and >10% positivity over 14 days: Yellow; >10.0% and not meeting the criteria for "Green" or "Yellow": Red. Test positivity is rounded to the nearest tenth of a percent before classifying. Reference: [Centers for Medicare and Medicaid Services](https://www.cms.gov/medicare/medicaid-services)

\*\*Provisional Data: Illnesses occurring during the last two weeks may not yet have been reported and/or represented.