

# YAZOO COUNTY WEEKLY COVID-19 SNAPSHOT

WEEK ENDING DECEMBER 26, 2020



Total Cases

2031

Total Deaths

50

Total Incidence

(cases per 100,000)

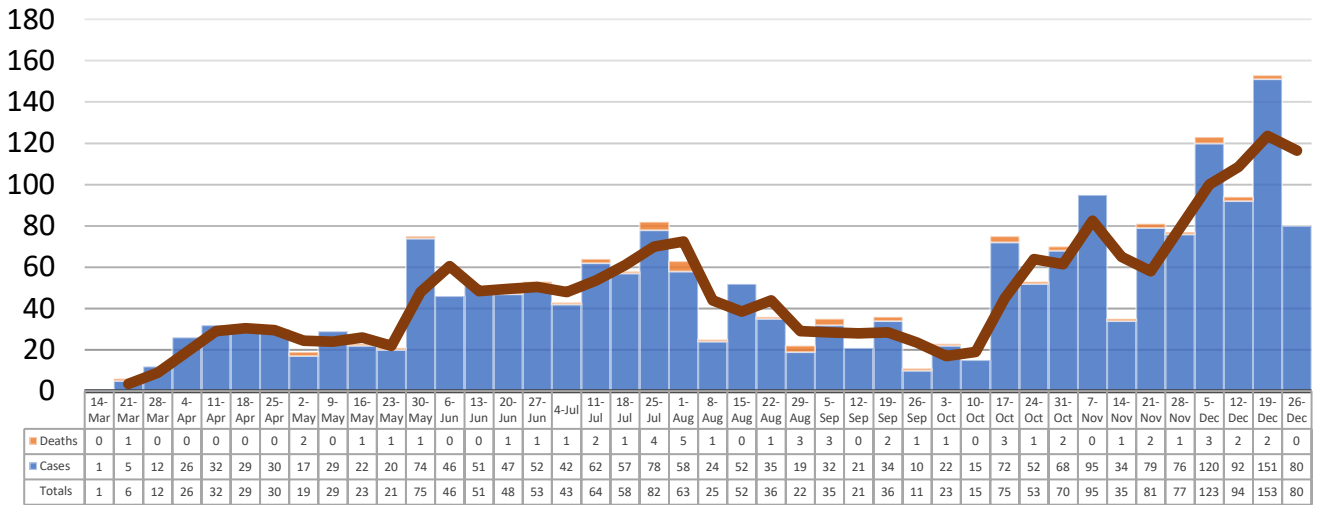
6840.7

\*Test Positivity Rate

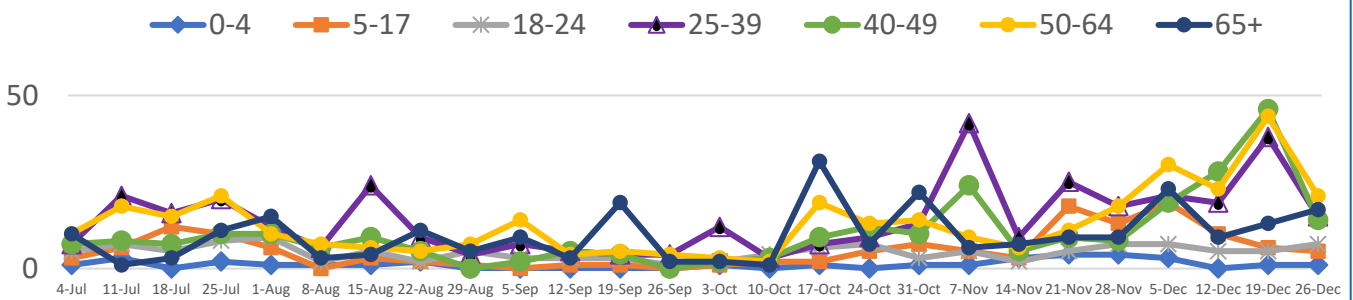
12.3%

(12/10-12/23)

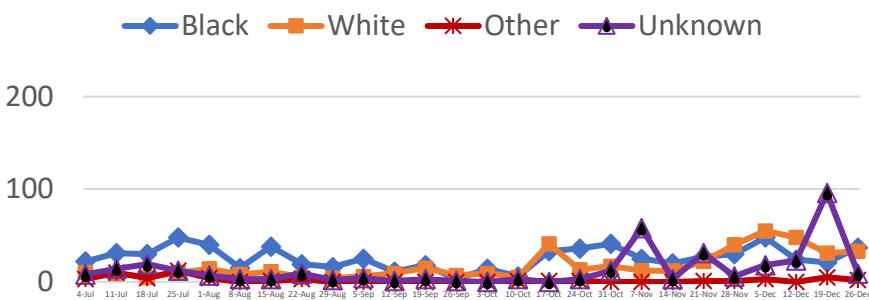
## \*\*Total Cases and Deaths, Through December 26, 2020



## Total Cases, By Age July-December 2020 (End of Week)



## Total Cases, By Race July-December 2020 (End of Week)



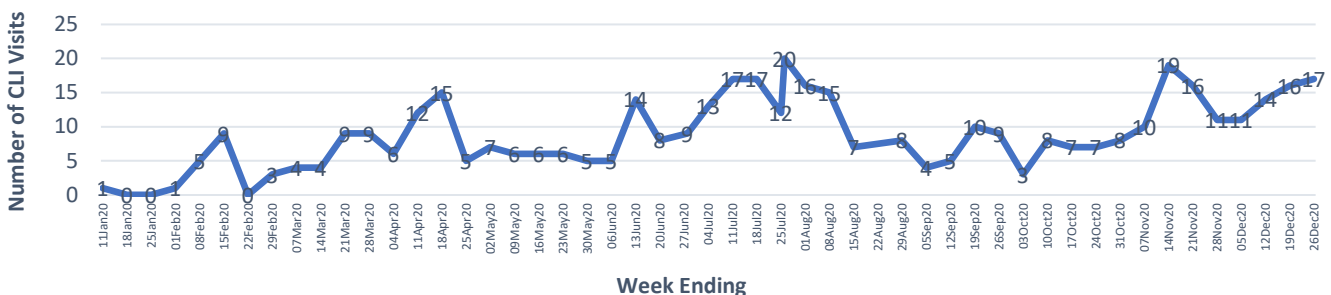
### 12/20/2020 – 12/26/2020

# Cases via Community Transmission	78
# Cases via Outbreaks	2

#### Outbreak Explanation

During the week of 12/20-12/26, one (1) case/patient was associated with an outbreak in a Long-Term Care Facility (LTCF); one (1) case was associated with a pending outbreak investigation.

## COVID-19-Like Illness (CLI) Visits Yazoo County, Mississippi Jan. 04, 2020 - Dec. 26, 2020



\*Counties with test percent positivity <5.0% or with <20 tests in past 14 days: Green; test percent positivity 5.0%-10.0% or with <500 tests and <2000 tests/100k and >10% positivity over 14 days: Yellow; >10.0% and not meeting the criteria for "Green" or "Yellow": Red. Test positivity is rounded to the nearest tenth of a percent before classifying. Reference: [Centers for Medicare and Medicaid Services](https://www.cms.gov/medicare/coverage/coverage-issues/medicare-and-medicaid-services)

\*\*Provisional Data: Illnesses occurring during the last two weeks may not yet have been reported and/or represented.