

AMITE COUNTY WEEKLY COVID-19 SNAPSHOT

WEEK ENDING JANUARY 2, 2021



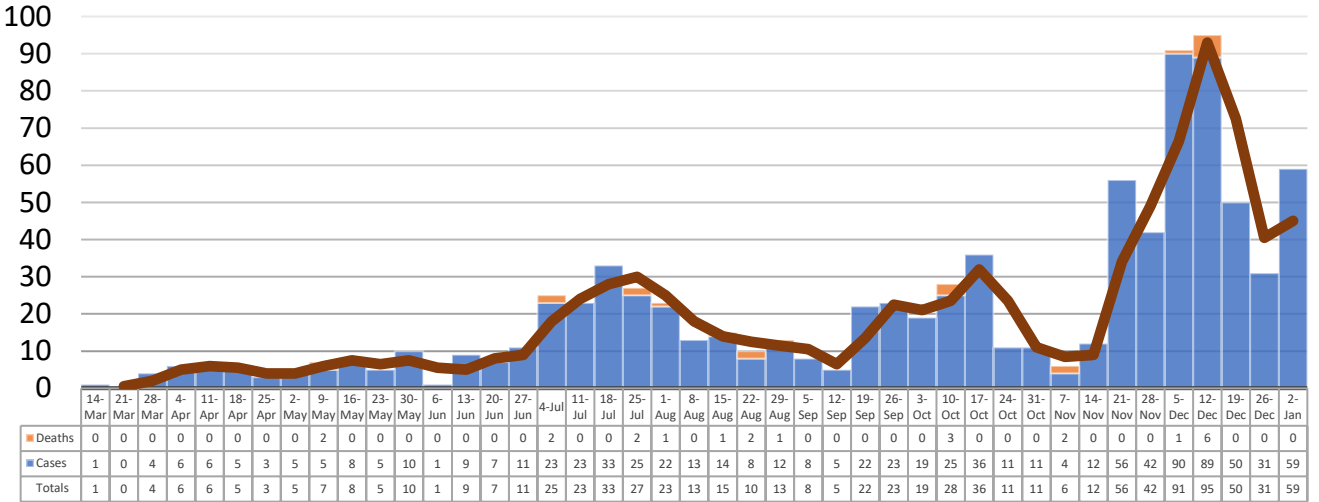
Total Cases
883

Total Deaths
23

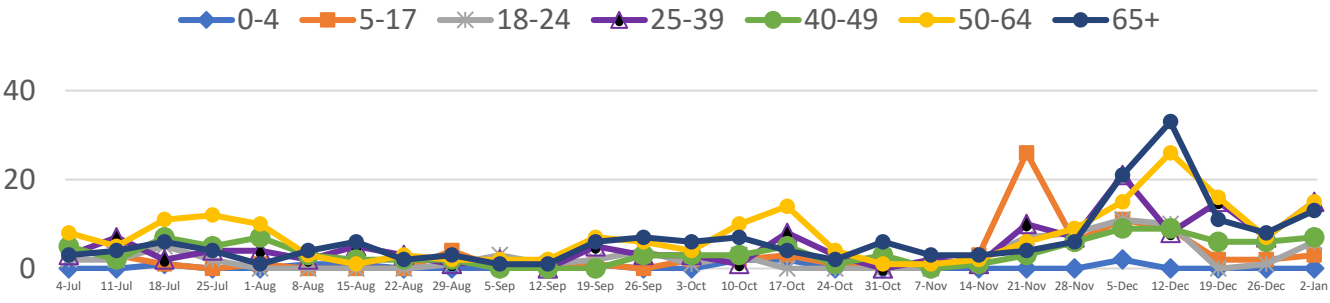
Total Incidence
(cases per 100,000)
7180.6

***Test Positivity Rate**
23.3%
(12/17-12/30)

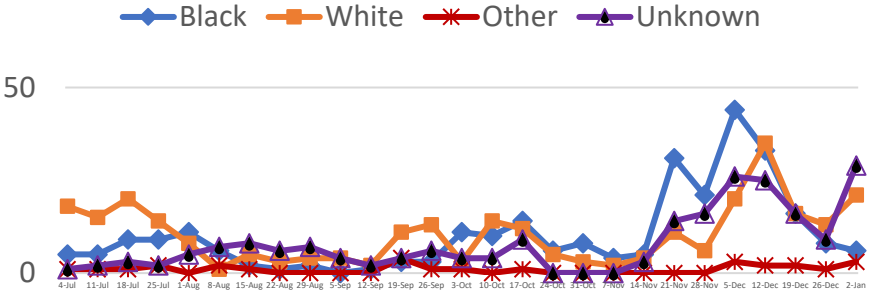
****Total Cases and Deaths, Through January 2, 2021**



Total Cases, By Age
July 2020-January 2021 (End of Week)

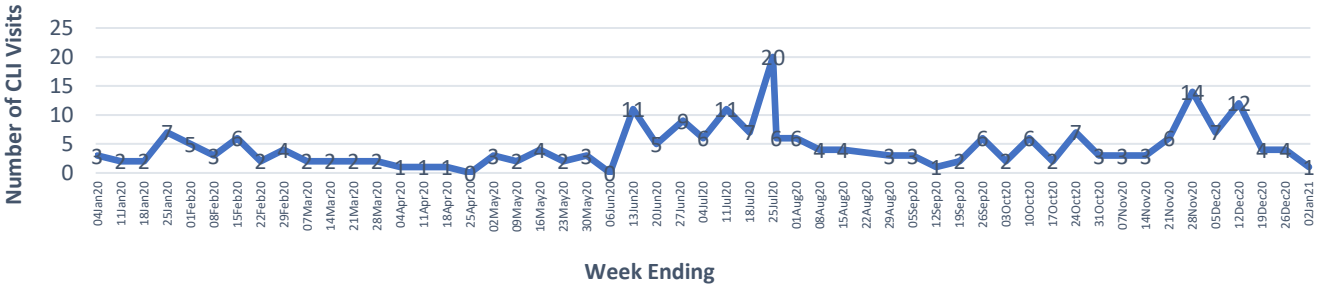


Total Cases, By Race
July 2020-January 2021 (End of Week)



12/27/2020 – 1/2/2021	
# Cases via Suspected Community Transmission	59
# Cases via Outbreaks	0
Outbreak Explanation	
During the week of 12/27-1/2, there were no cases associated with an outbreak.	

COVID-19-Like Illness (CLI) Visits
Amite County, Mississippi
Jan. 04, 2020 - Jan. 02, 2021



*Counties with test percent positivity <5.0% or with <20 tests in past 14 days: Green; test percent positivity 5.0%-10.0% or with <500 tests and <2000 tests/100k and >10% positivity over 14 days: Yellow; >10.0% and not meeting the criteria for "Green" or "Yellow": Red. Test positivity is rounded to the nearest tenth of a percent before classifying. Reference: [Centers for Medicare and Medicaid Services](#)

**Provisional Data: Illnesses occurring during the last two weeks may not yet have been reported and/or represented.