

DESOTO COUNTY WEEKLY COVID-19 SNAPSHOT

WEEK ENDING JANUARY 2, 2021



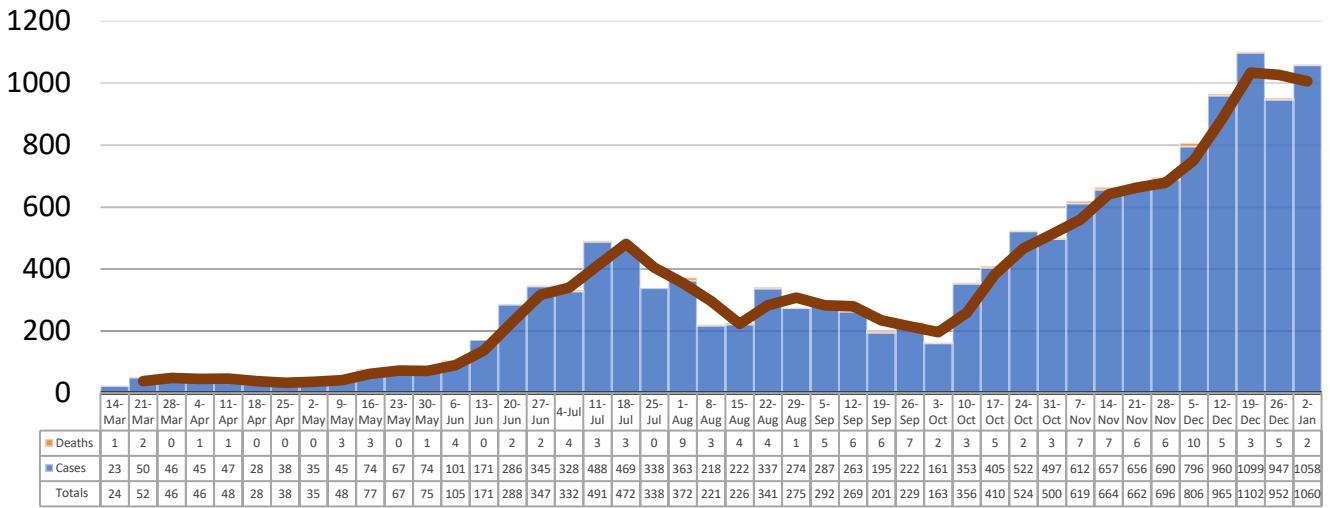
Total Cases
15,142

Total Deaths
141

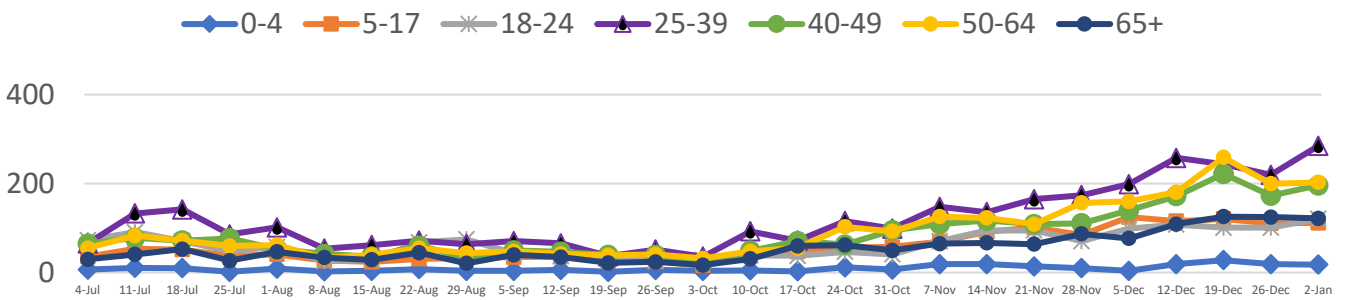
Total Incidence
(cases per 100,000)
8187.3

***Test Positivity Rate**
22.4%
(12/17-12/30)

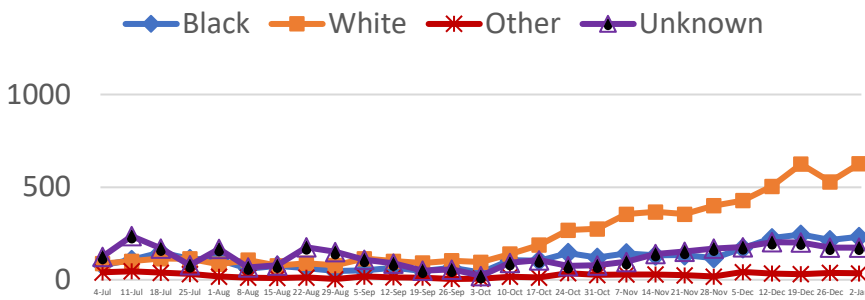
****Total Cases and Deaths, Through January 2, 2021**



Total Cases, By Age
July 2020-January 2021 (End of Week)

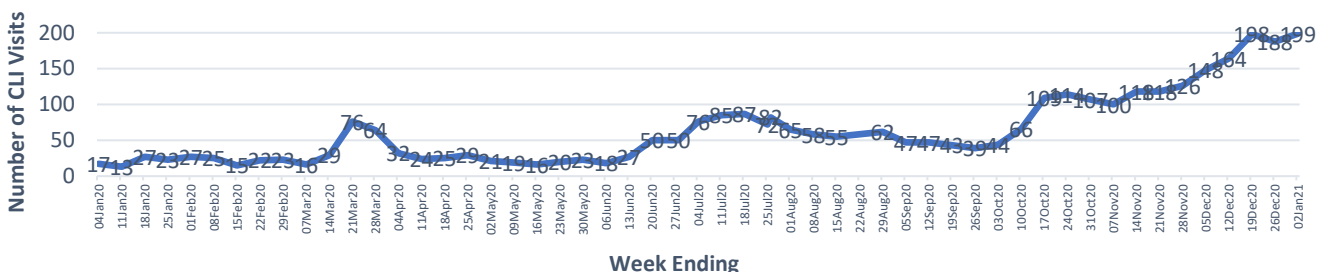


Total Cases, By Race
July 2020-December 2021 (End of Week)



12/27/2020 – 1/2/2021	
# Cases via Suspected Community Transmission	1051
# Cases via Outbreaks	9
Outbreak Explanation	
During the week of 12/27-1/2, one (1) case/patient was associated with an outbreak in a Long-Term Care Facility (LTCF); four (4) cases were associated with outbreaks in residential care facilities; two (2) cases were associated with outbreaks in business/industries; two (2) cases were associated with pending outbreak investigations.	

COVID-19-Like Illness (CLI) Visits
Desoto County, Mississippi
Jan. 04, 2020 - Jan. 02, 2021



*Counties with test percent positivity <5.0% or with <20 tests in past 14 days: Green; test percent positivity 5.0%-10.0% or with <500 tests and <2000 tests/100k and >10% positivity over 14 days: Yellow; >10.0% and not meeting the criteria for "Green" or "Yellow": Red. Test positivity is rounded to the nearest tenth of a percent before classifying. Reference: [Centers for Medicare and Medicaid Services](https://www.cms.gov/medicare/medicaid-services)

**Provisional Data: Illnesses occurring during the last two weeks may not yet have been reported and/or represented.