

# HANCOCK COUNTY WEEKLY COVID-19 SNAPSHOT

WEEK ENDING JANUARY 2, 2021



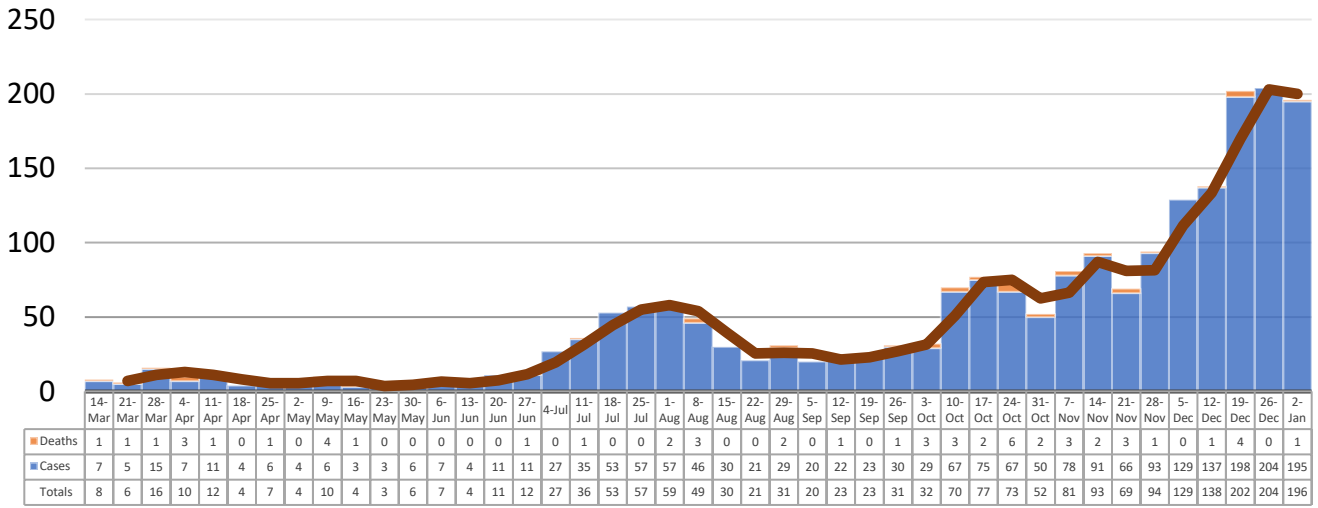
**Total Cases**  
**2108**

**Total Deaths**  
**55**

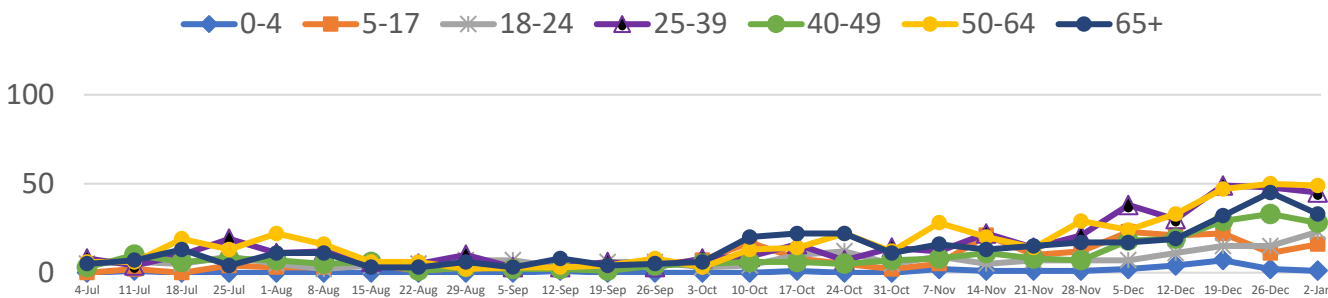
**Total Incidence**  
(cases per 100,000)  
**4425.6**

**\*Test Positivity Rate**  
**9.5%**  
(12/17-12/30)

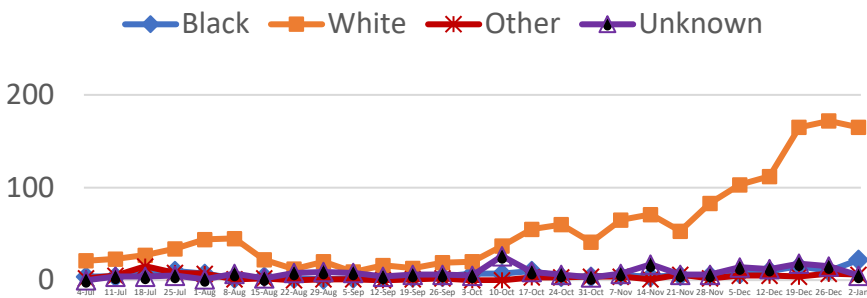
**\*\*Total Cases and Deaths, Through January 2, 2021**



**Total Cases, By Age**  
July 2020-January 2021 (End of Week)



**Total Cases, By Race**  
July 2020-January 2021 (End of Week)



**12/27/2020 – 1/2/2021**

# Cases via Suspected Community Transmission	194
--	-----

# Cases via Outbreaks	2
-----------------------	---

**Outbreak Explanation**

During the week of 12/20-1/2, one (1) case/patient was associated with an outbreak in a Long-Term Care Facility (LTCF); one (1) case was associated with a pending outbreak investigation.

**COVID-19-Like Illness (CLI) Visits**  
Hancock County, Mississippi  
Jan. 04, 2020 - Jan. 02, 2021



\*Counties with test percent positivity <5.0% or with <20 tests in past 14 days: Green; test percent positivity 5.0%-10.0% or with <500 tests and <2000 tests/100k and >10% positivity over 14 days: Yellow; >10.0% and not meeting the criteria for "Green" or "Yellow": Red. Test positivity is rounded to the nearest tenth of a percent before classifying. Reference: [Centers for Medicare and Medicaid Services](https://www.cms.gov/medicare/medicaid-support/medicaid-services)

\*\*Provisional Data: Illnesses occurring during the last two weeks may not yet have been reported and/or represented.