

HUMPHREYS COUNTY WEEKLY COVID-19 SNAPSHOT



WEEK ENDING JANUARY 2, 2021

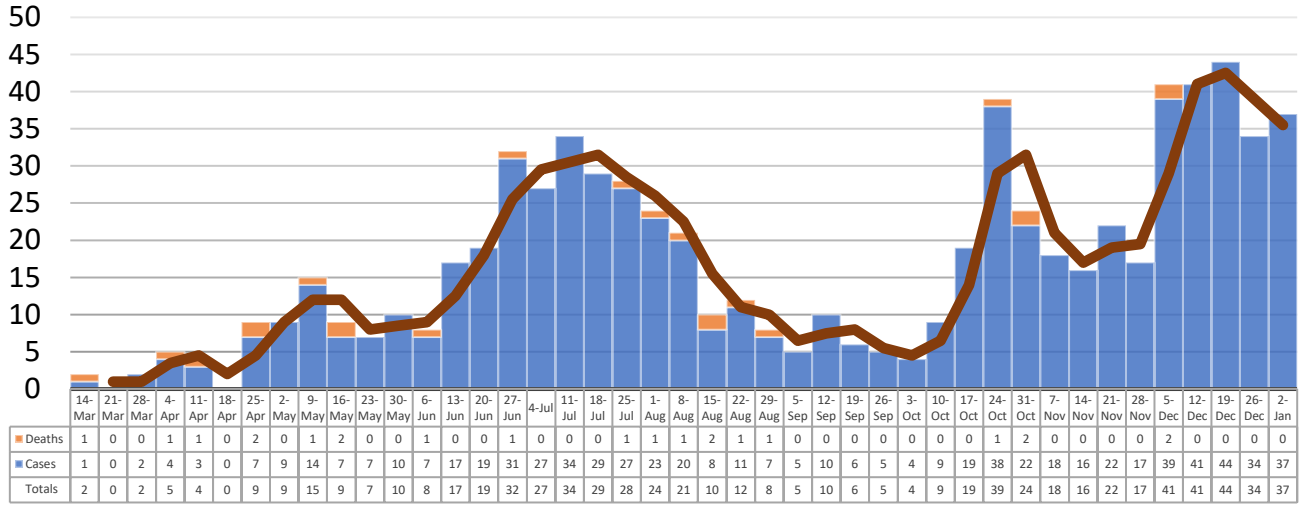
Total Cases
742

Total Deaths
22

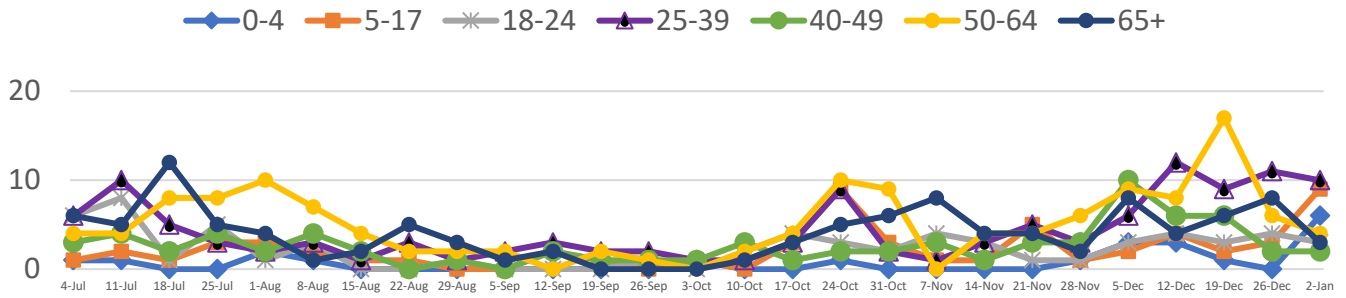
Total Incidence
(cases per 100,000)
9201.4

***Test Positivity Rate**
10.9%
(12/17-12/30)

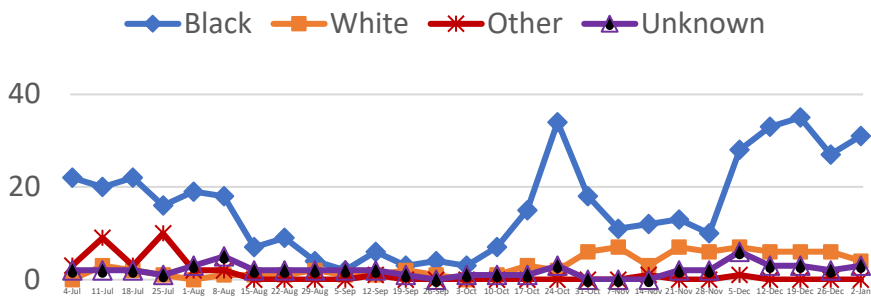
**Total Cases and Deaths, Through January 2, 2021



Total Cases, By Age July 2020-January 2021 (End of Week)



Total Cases, By Race July 2020-January 2021 (End of Week)



12/27/2020 – 1/2/2021

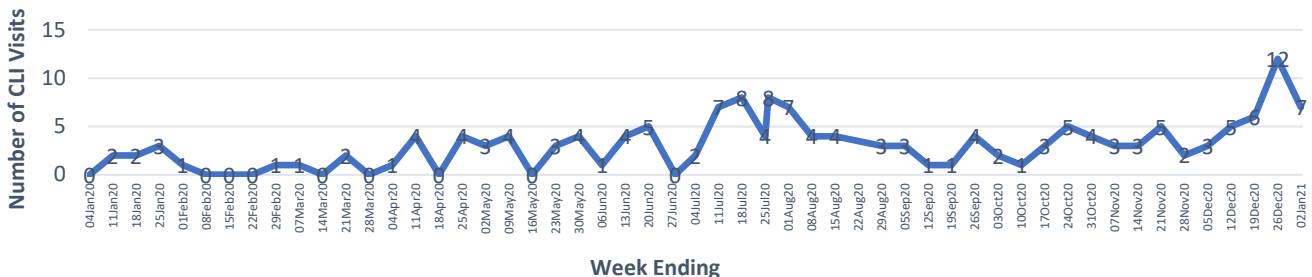
Cases via Suspected Community Transmission: 37

Cases via Outbreaks: 0

Outbreak Explanation

During the week of 12/27-1/2, there were no cases associated with outbreaks.

COVID-19-Like Illness (CLI) Visits Humphreys County, Mississippi Jan. 04, 2020 - Jan. 02, 2021



*Counties with test percent positivity <5.0% or with <20 tests in past 14 days: Green; test percent positivity 5.0%-10.0% or with <500 tests and <2000 tests/100k and >10% positivity over 14 days: Yellow; >10.0% and not meeting the criteria for "Green" or "Yellow": Red. Test positivity is rounded to the nearest tenth of a percent before classifying. Reference: [Centers for Medicare and Medicaid Services](https://www.cdc.gov/medicareandmedicaidservices/)

**Provisional Data: Illnesses occurring during the last two weeks may not yet have been reported and/or represented.