

ISSAQUENA COUNTY WEEKLY COVID-19 SNAPSHOT

WEEK ENDING JANUARY 2, 2021



Total Cases

152

Total Deaths

4

Total Incidence

(cases per 100,000)

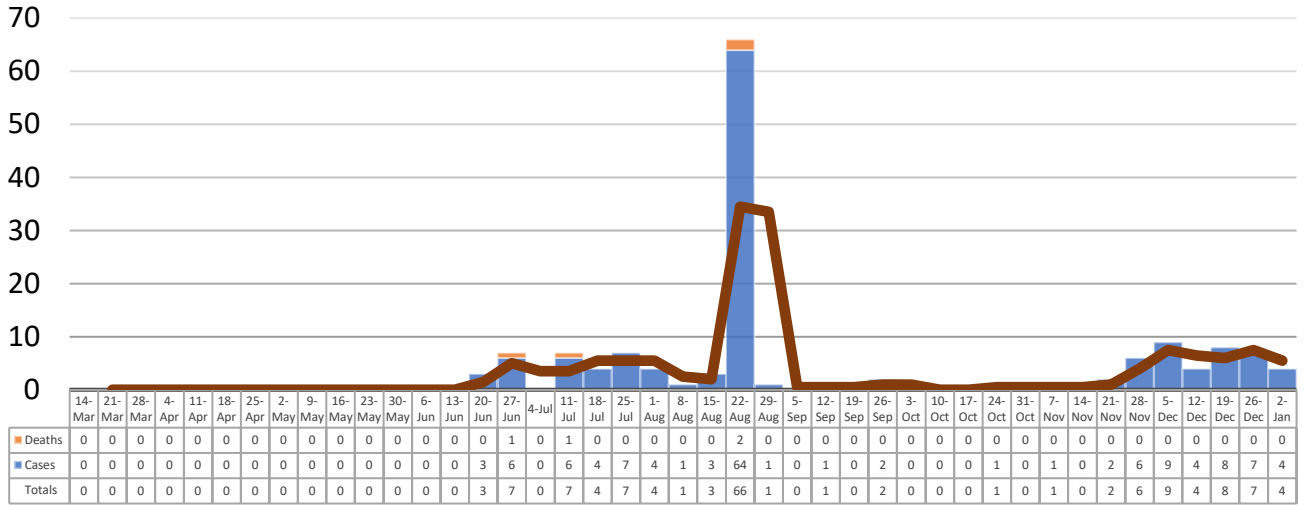
11454.4

*Test Positivity Rate

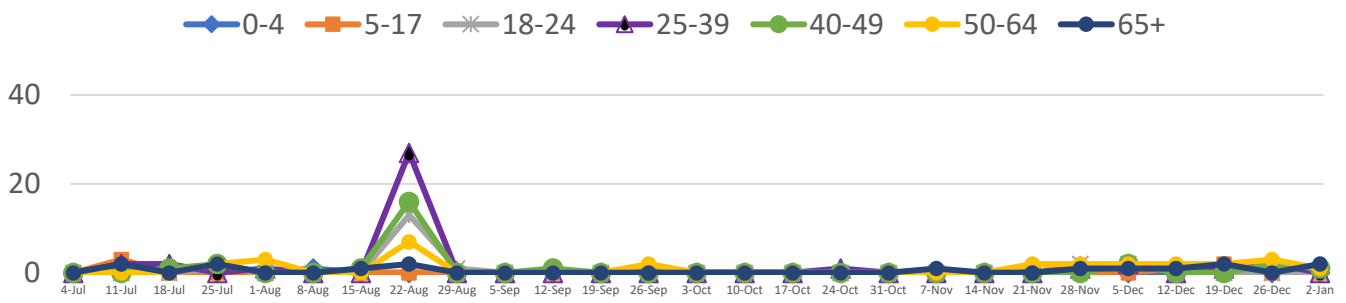
NA%

(12/17-12/30)

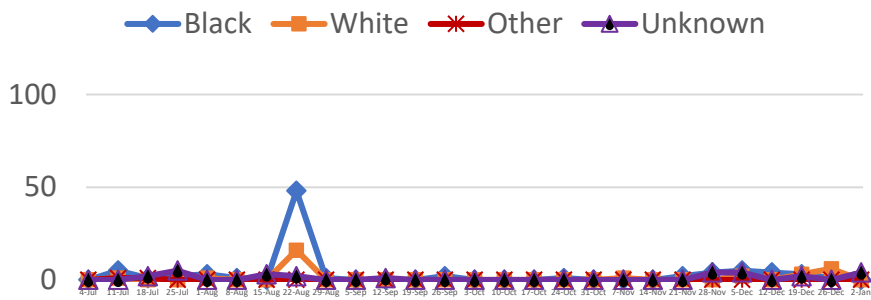
**Total Cases and Deaths, Through January 2, 2021



Total Cases, By Age July 2020-January 2021 (End of Week)



Total Cases, By Race July 2020-January 2021 (End of Week)



12/27/2020 – 1/2/2021

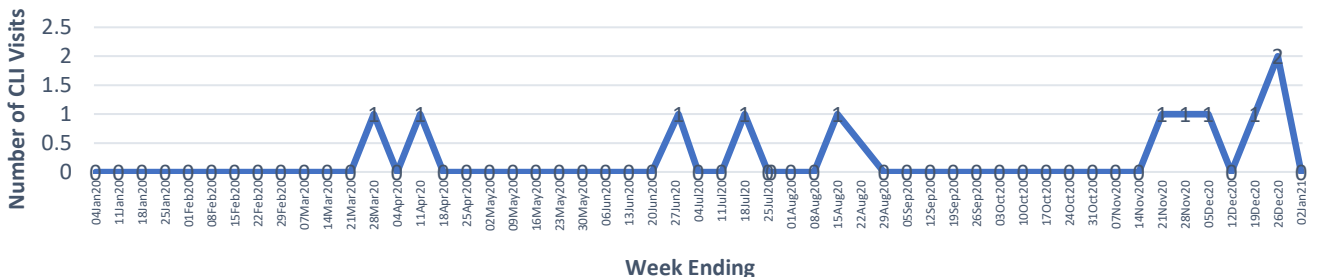
Cases via Suspected Community Transmission: 4

Cases via Outbreaks: 0

Outbreak Explanation

During the week of 12/27-1/2, there were no cases associated with an outbreak.

COVID-19-Like Illness (CLI) Visits Issaquena County, Mississippi Jan. 04, 2020 - Jan. 02, 2021



*Counties with test percent positivity <5.0% or with <20 tests in past 14 days: Green; test percent positivity 5.0%-10.0% or with <500 tests and <2000 tests/100k and >10% positivity over 14 days: Yellow; >10.0% and not meeting the criteria for "Green" or "Yellow": Red. Test positivity is rounded to the nearest tenth of a percent before classifying. Reference: [Centers for Medicare and Medicaid Services](https://www.cms.gov/medicare/medicaid-support/quality-improvement/medicaid-coverage-and-eligibility)

**Provisional Data: Illnesses occurring during the last two weeks may not yet have been reported and/or represented.