

# LAUDERDALE COUNTY WEEKLY COVID-19 SNAPSHOT

WEEK ENDING JANUARY 2, 2021

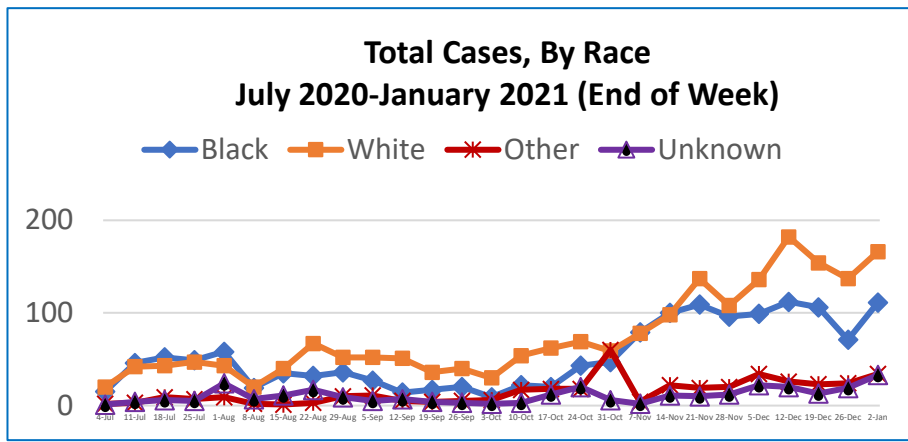
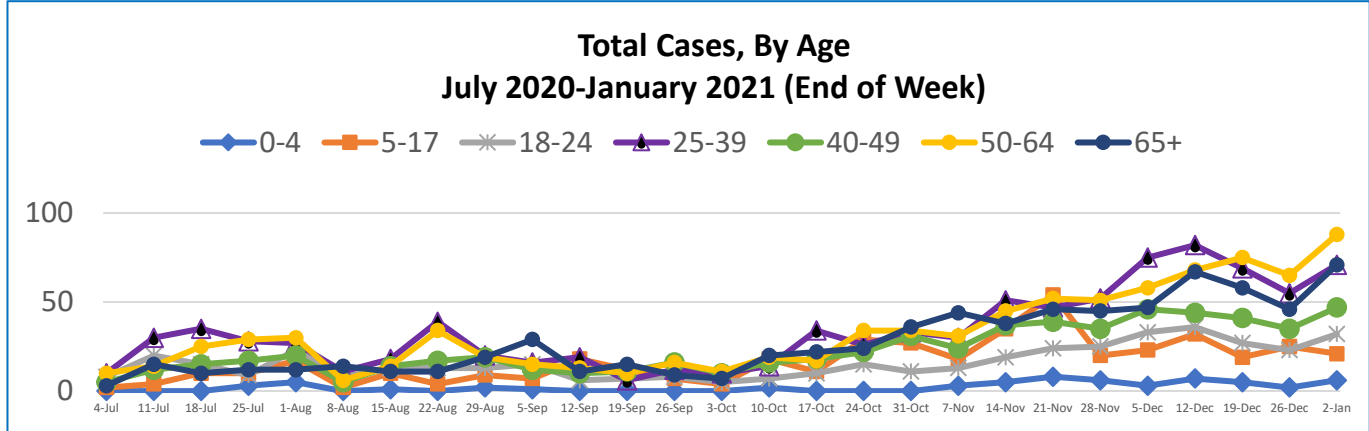
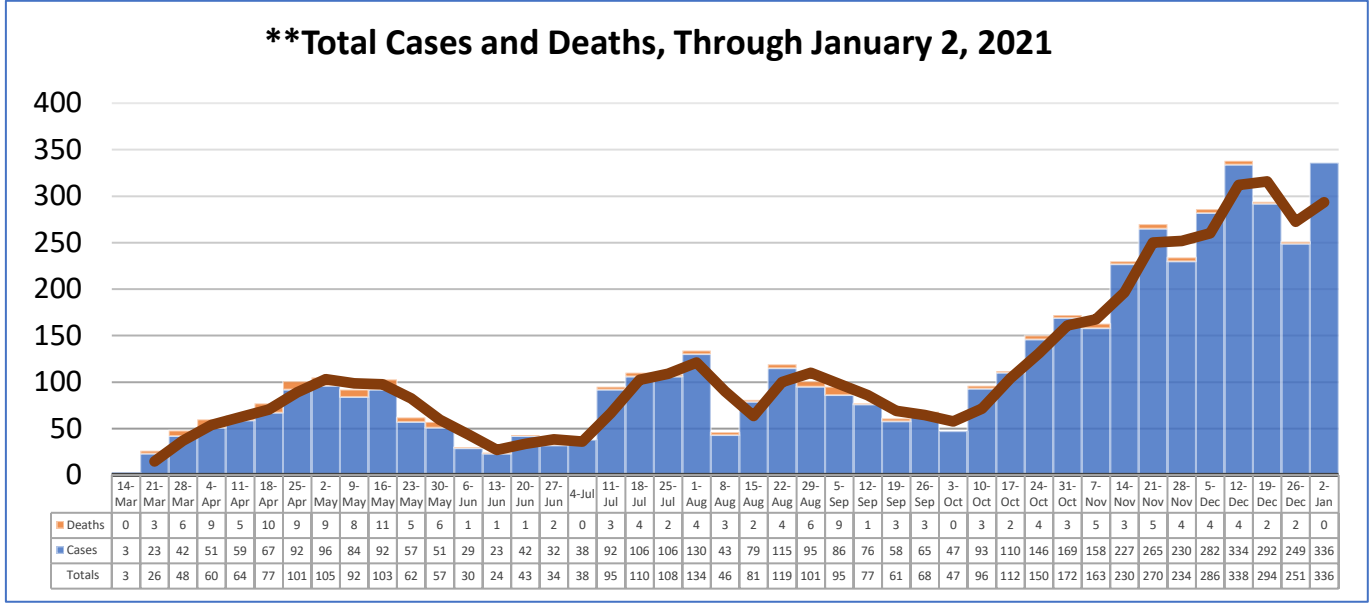


**Total Cases**  
**5081**

**Total Deaths**  
**171**

**Total Incidence**  
(cases per 100,000)  
**6854.6**

**\*Test Positivity Rate**  
**13.9%**  
(12/17-12/30)

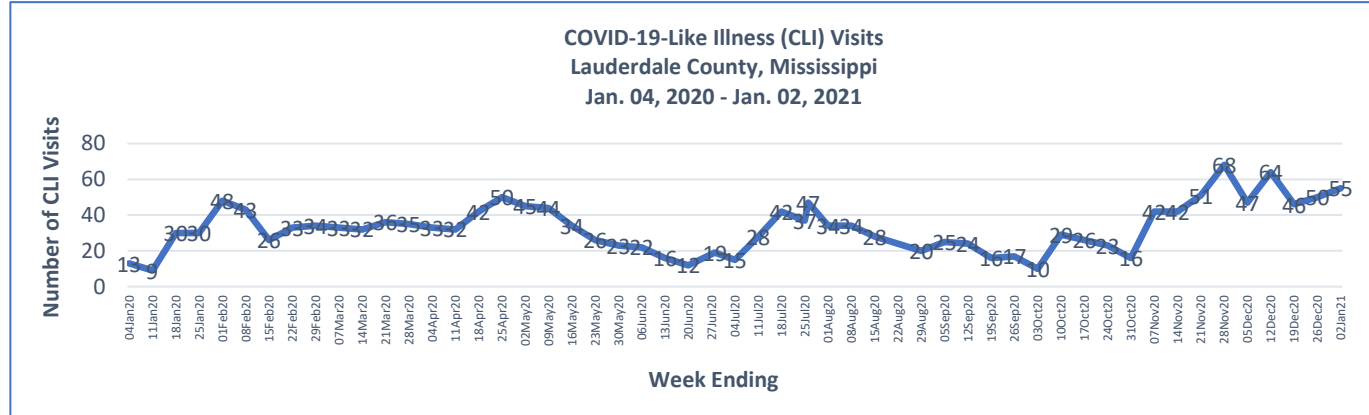


**12/27/2020 – 1/2/2021**

|  |     |
|--|-----|
| # Cases via Suspected Community Transmission | 314 |
| # Cases via Outbreaks                        | 22  |

**Outbreak Explanation**

During the week of 12/20-12/26, 19 cases/patients were associated with outbreaks in Long-Term Care Facilities (LTCF); 1 case was associated with an outbreak in a residential care facility; 2 cases were associated with pending outbreak investigations.



\*Counties with test percent positivity <5.0% or with <20 tests in past 14 days: Green; test percent positivity 5.0%-10.0% or with <500 tests and <2000 tests/100k and >10% positivity over 14 days: Yellow; >10.0% and not meeting the criteria for "Green" or "Yellow": Red. Test positivity is rounded to the nearest tenth of a percent before classifying. Reference: [Centers for Medicare and Medicaid Services](#)

\*\*Provisional Data: Illnesses occurring during the last two weeks may not yet have been reported and/or represented.