

PRENTISS COUNTY WEEKLY COVID-19 SNAPSHOT



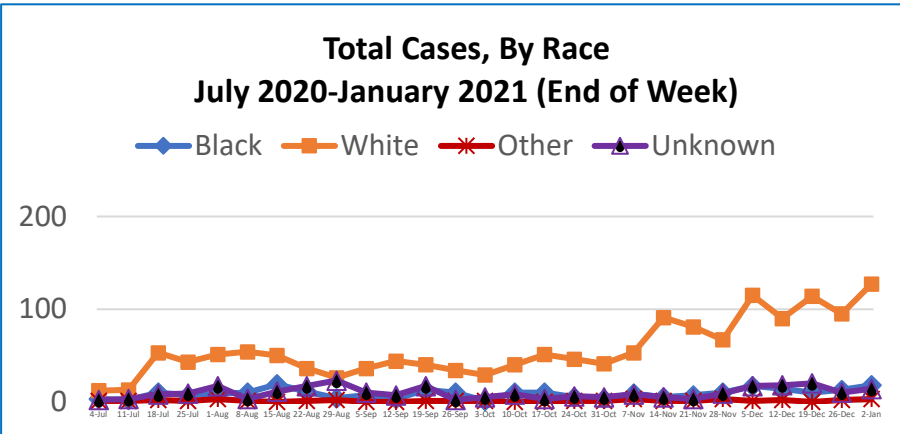
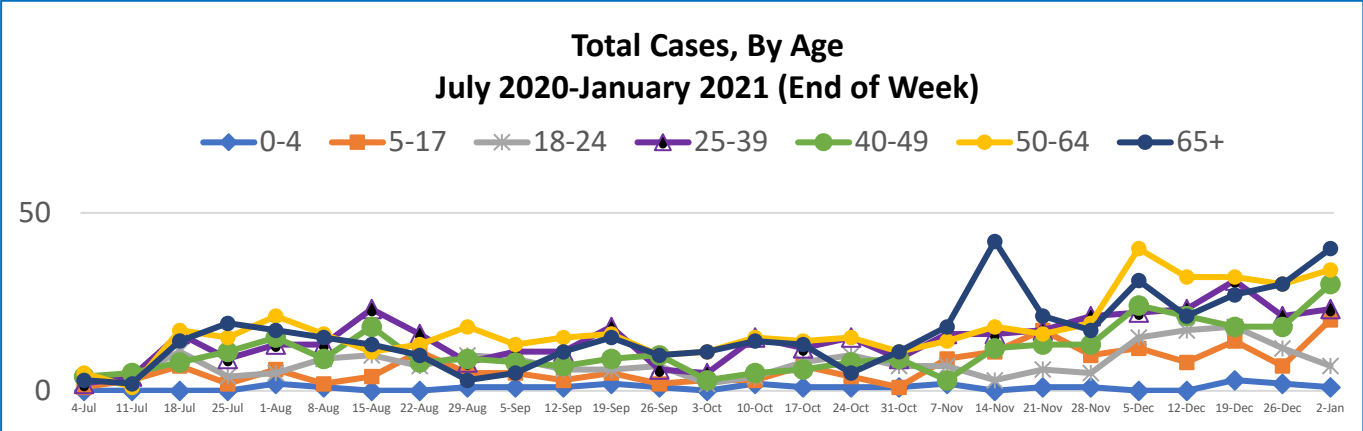
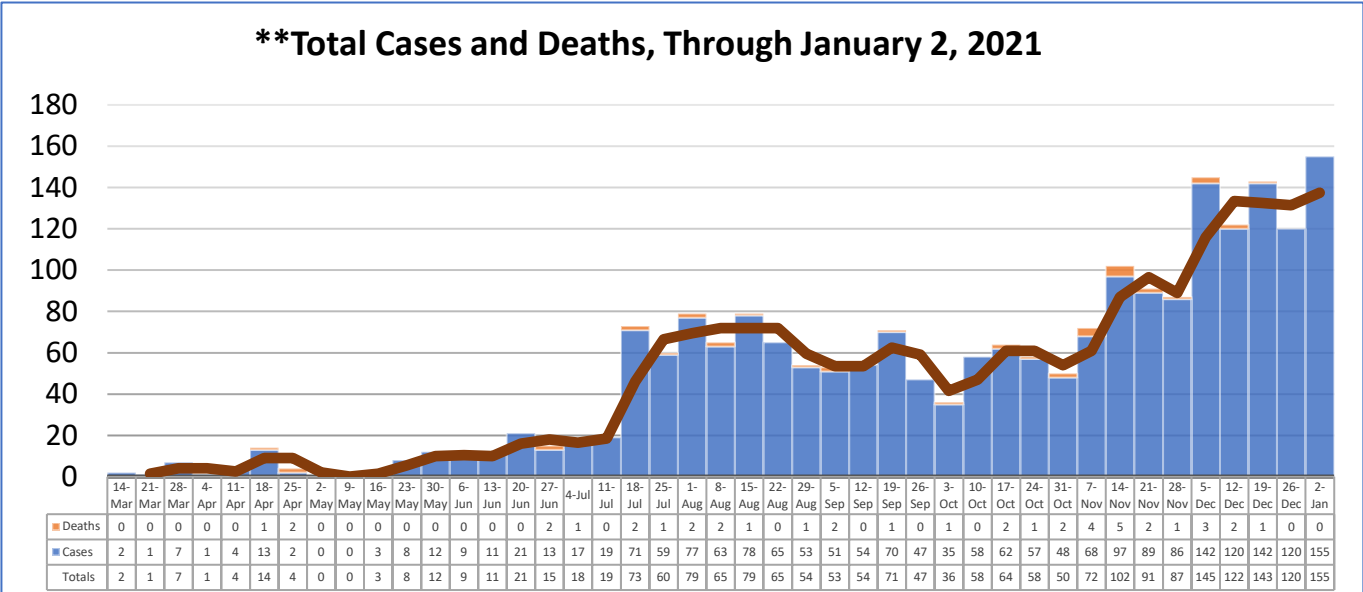
WEEK ENDING JANUARY 2, 2021

Total Cases
2178

Total Deaths
42

Total Incidence
(cases per 100,000)
8668.3

***Test Positivity Rate**
30.2%
(12/17-12/30)

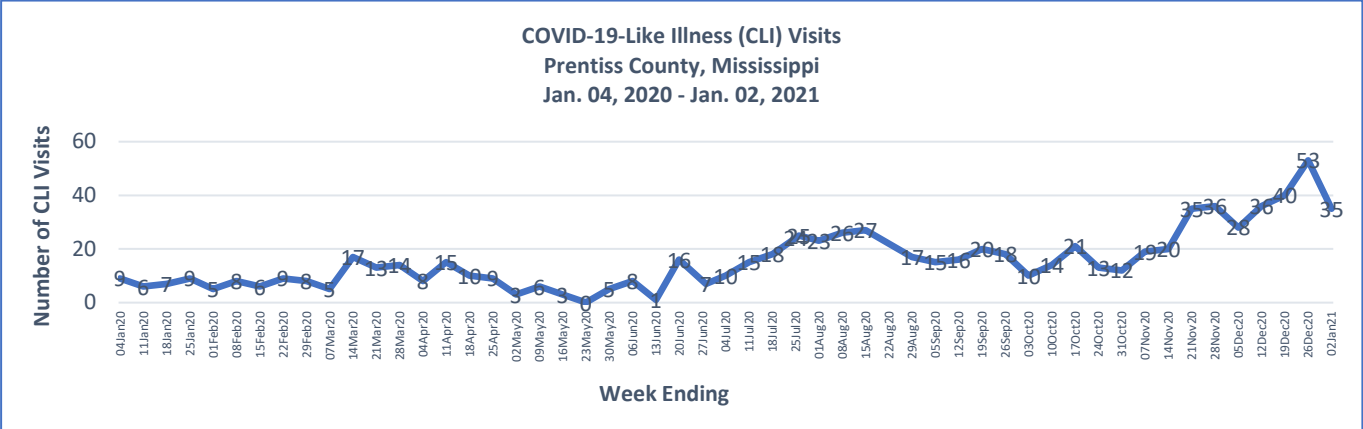


12/27/2020 – 1/2/2021

# Cases via Suspected Community Transmission	154
# Cases via Outbreaks	1

Outbreak Explanation

During the week of 12/27-1/2, one (1) case/patient was associated with an outbreak in a Long-Term Care Facility (LTCF).



*Counties with test percent positivity <5.0% or with <20 tests in past 14 days: Green; test percent positivity 5.0%-10.0% or with <500 tests and <2000 tests/100k and >10% positivity over 14 days: Yellow; >10.0% and not meeting the criteria for "Green" or "Yellow": Red. Test positivity is rounded to the nearest tenth of a percent before classifying. Reference: [Centers for Medicare and Medicaid Services](https://www.cms.gov/medicare/medicaid-services)

**Provisional Data: Illnesses occurring during the last two weeks may not yet have been reported and/or represented.