

# SIMPSON COUNTY WEEKLY COVID-19 SNAPSHOT

WEEK ENDING JANUARY 2, 2021



Total Cases

2089

Total Deaths

64

Total Incidence

(cases per 100,000)

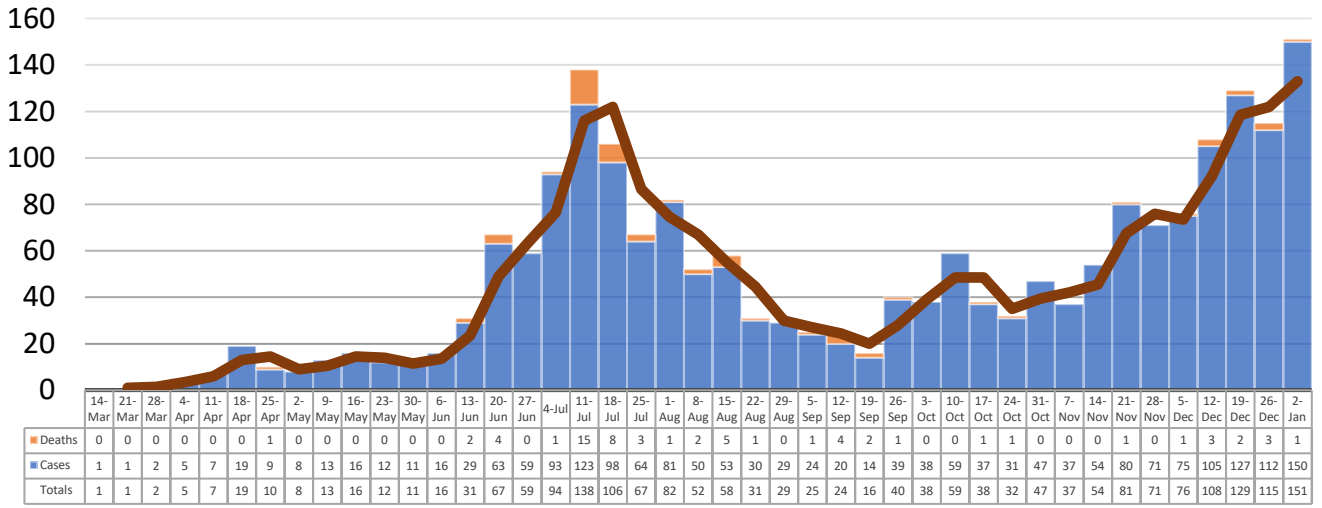
7836.3

\*Test Positivity Rate

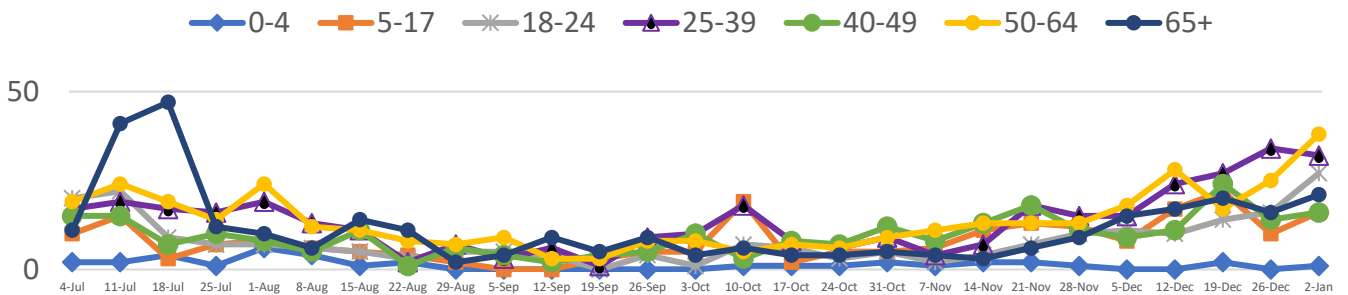
14.8%

(12/17-12/30)

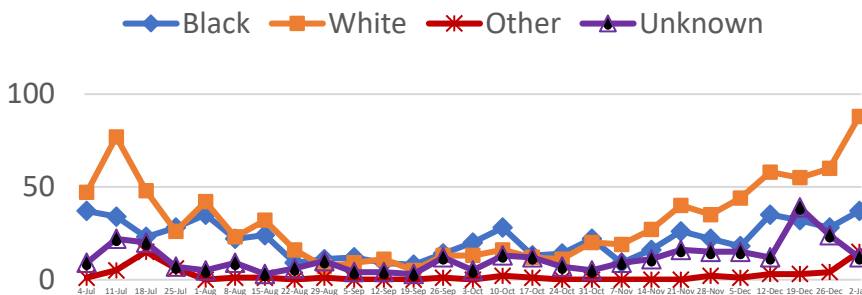
\*\*Total Cases and Deaths, Through January 2, 2021



Total Cases, By Age  
July 2020-January 2021 (End of Week)



Total Cases, By Race  
July 2020-January 2021 (End of Week)



**12/27/2020 – 1/2/2021**

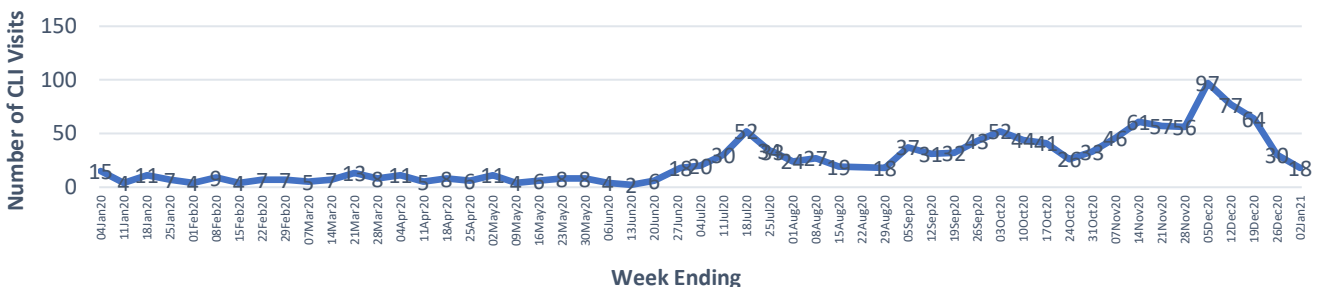
# Cases via Suspected Community Transmission	137
--	-----

# Cases via Outbreaks	14
-----------------------	----

**Outbreak Explanation**

During the week of 12/27-1/2, 7 cases/patients were associated with outbreaks in Long-Term Care Facilities (LTCF); 5 cases were associated with an outbreak at a residential care facility; 2 cases were associated with pending outbreak investigations.

COVID-19-Like Illness (CLI) Visits  
Simpson County, Mississippi  
Jan. 04, 2020 - Jan. 02, 2021



\*Counties with test percent positivity <5.0% or with <20 tests in past 14 days: Green; test percent positivity 5.0%-10.0% or with <500 tests and <2000 tests/100k and >10% positivity over 14 days: Yellow; >10.0% and not meeting the criteria for "Green" or "Yellow": Red. Test positivity is rounded to the nearest tenth of a percent before classifying. Reference: [Centers for Medicare and Medicaid Services](#)

\*\*Provisional Data: Illnesses occurring during the last two weeks may not yet have been reported and/or represented.