

# STONE COUNTY WEEKLY COVID-19 SNAPSHOT

WEEK ENDING JANUARY 2, 2021



Total Cases

1229

Total Deaths

18

Total Incidence

(cases per 100,000)

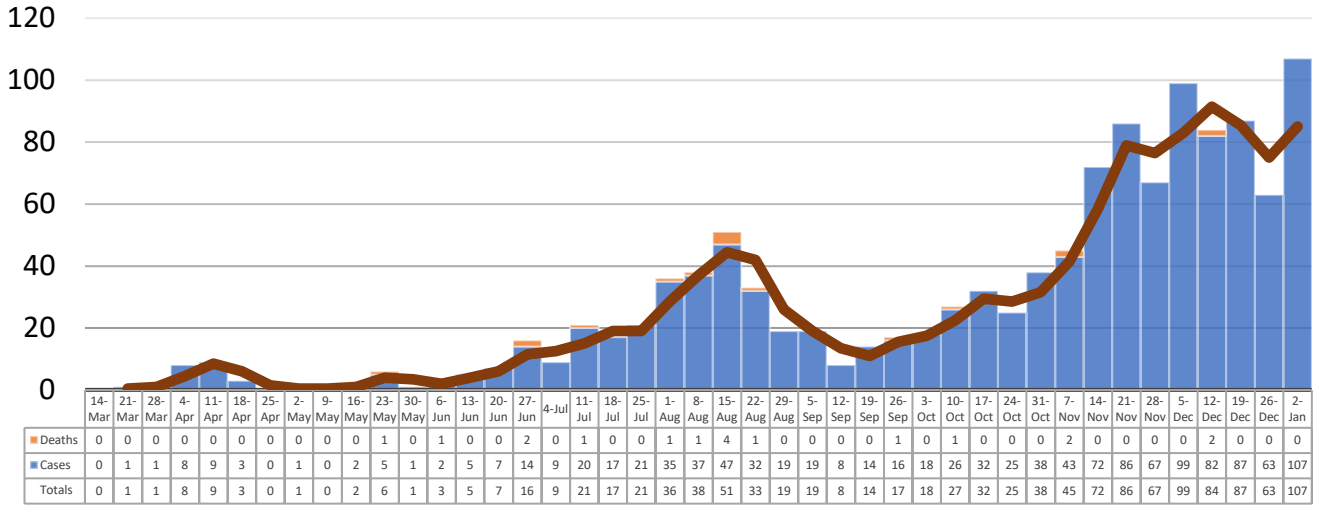
6702.7

\*Test Positivity Rate

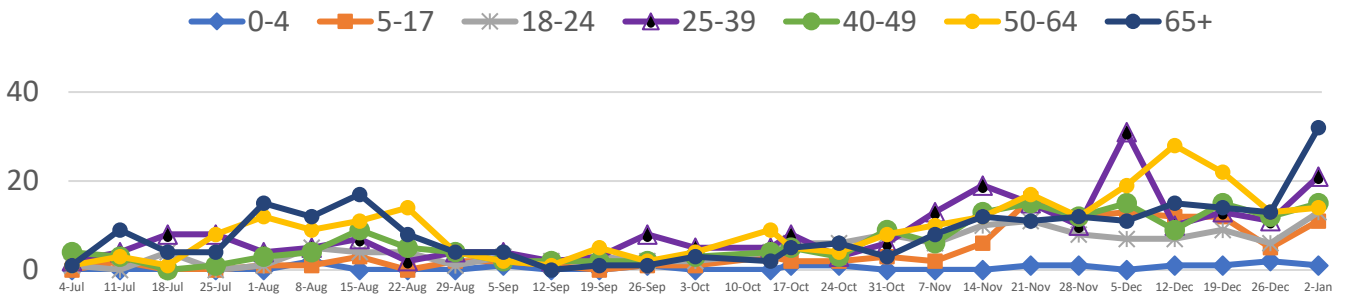
8.8%

(12/17-12/30)

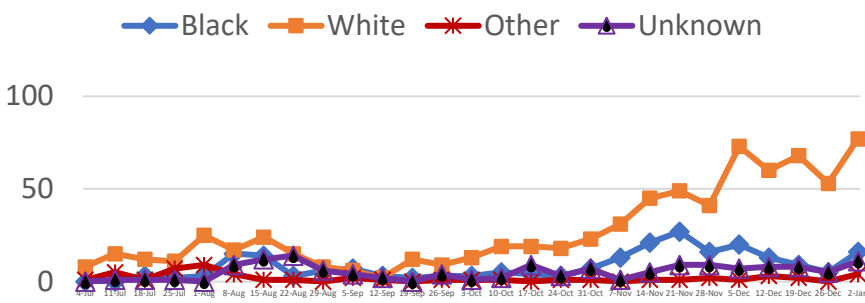
## \*\*Total Cases and Deaths, Through January 2, 2021



## Total Cases, By Age July 2020-January 2021 (End of Week)



## Total Cases, By Race July 2020-January 2021 (End of Week)



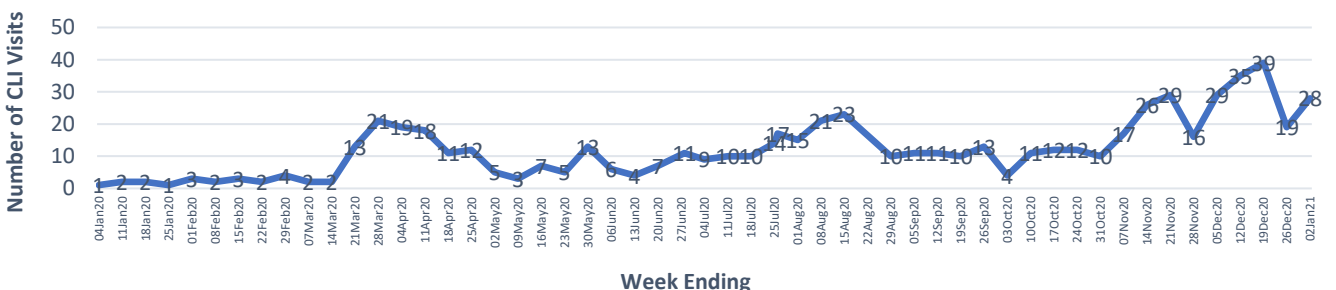
### 12/27/2020 – 1/2/2021

# Cases via Suspected Community Transmission	91
# Cases via Outbreaks	16

#### Outbreak Explanation

During the week of 12/27-1/2, 16 cases/patients were associated with an outbreak in a Long-Term Care Facility (LTCF).

## COVID-19-Like Illness (CLI) Visits Stone County, Mississippi Jan. 04, 2020 - Jan. 02, 2021



\*Counties with test percent positivity <5.0% or with <20 tests in past 14 days: Green; test percent positivity 5.0%-10.0% or with <500 tests and <2000 tests/100k and >10% positivity over 14 days: Yellow; >10.0% and not meeting the criteria for "Green" or "Yellow": Red. Test positivity is rounded to the nearest tenth of a percent before classifying. Reference: [Centers for Medicare and Medicaid Services](#)

\*\*Provisional Data: Illnesses occurring during the last two weeks may not yet have been reported and/or represented.