

# WAYNE COUNTY WEEKLY COVID-19 SNAPSHOT

WEEK ENDING JANUARY 2, 2021



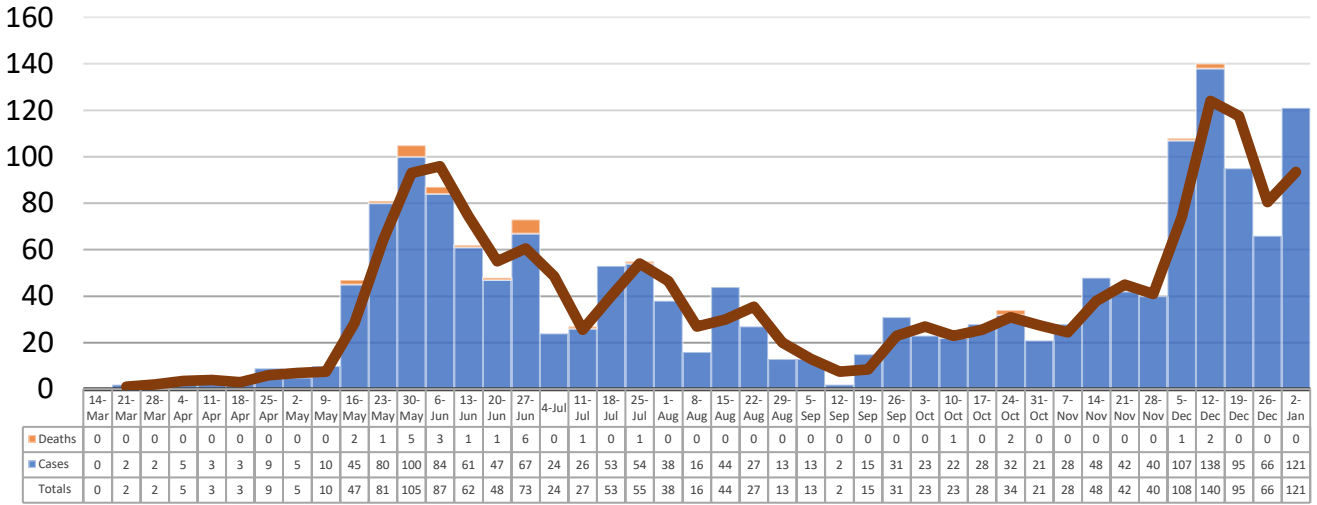
**Total Cases**  
**1735**

**Total Deaths**  
**27**

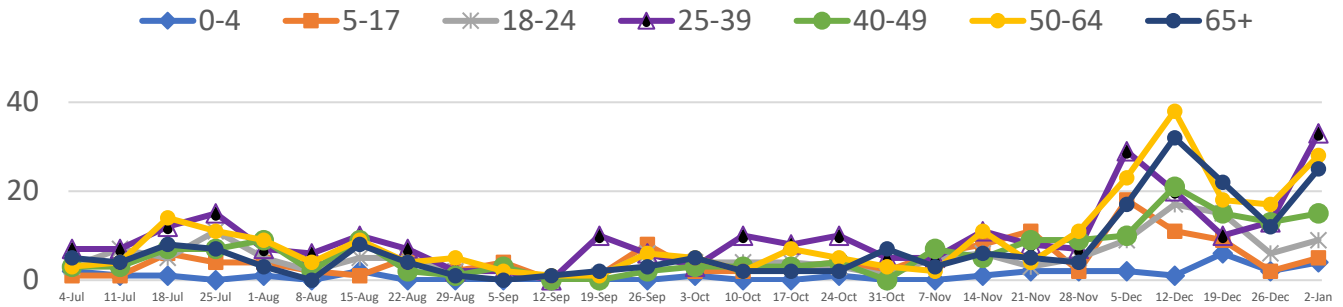
**Total Incidence**  
(cases per 100,000)  
**8596.3**

**\*Test Positivity Rate**  
**11.6%**  
(12/17-12/30)

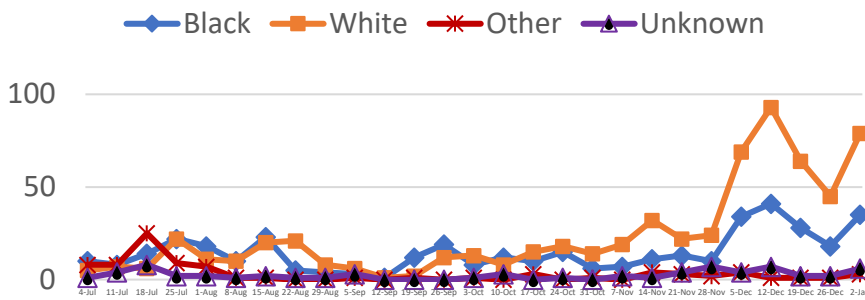
**\*\*Total Cases and Deaths, Through January 2, 2021**



**Total Cases, By Age**  
July 2020-January 2021 (End of Week)



**Total Cases, By Race**  
July 2020-January 2021 (End of Week)



**12/27/2020 – 1/2/2021**

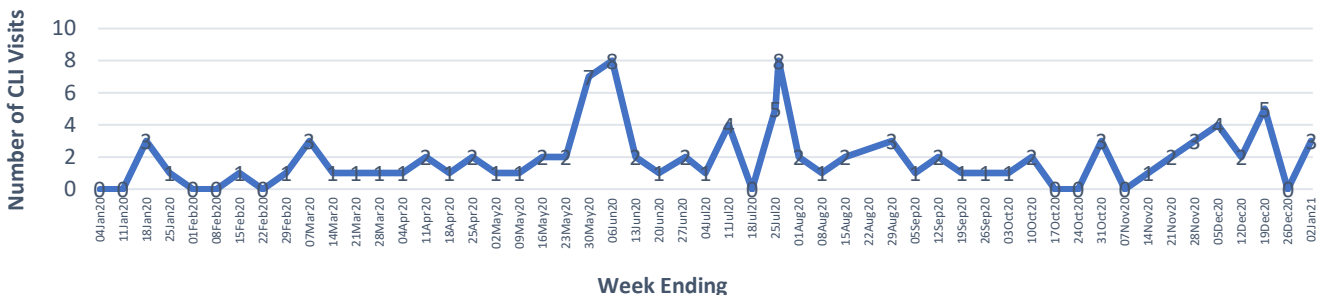
# Cases via Suspected Community Transmission: **121**

# Cases via Outbreaks: **0**

Outbreak Explanation

During the week of 12/27-1/2, there were no cases associated with an outbreak.

**COVID-19-Like Illness (CLI) Visits**  
Wayne County, Mississippi  
Jan. 04, 2020 - Jan. 02, 2021



\*Counties with test percent positivity <5.0% or with <20 tests in past 14 days: Green; test percent positivity 5.0%-10.0% or with <500 tests and <2000 tests/100k and >10% positivity over 14 days: Yellow; >10.0% and not meeting the criteria for "Green" or "Yellow": Red. Test positivity is rounded to the nearest tenth of a percent before classifying. Reference: [Centers for Medicare and Medicaid Services](#)

\*\*Provisional Data: Illnesses occurring during the last two weeks may not yet have been reported and/or represented.