

# WILKINSON COUNTY WEEKLY COVID-19 SNAPSHOT



WEEK ENDING JANUARY 2, 2021

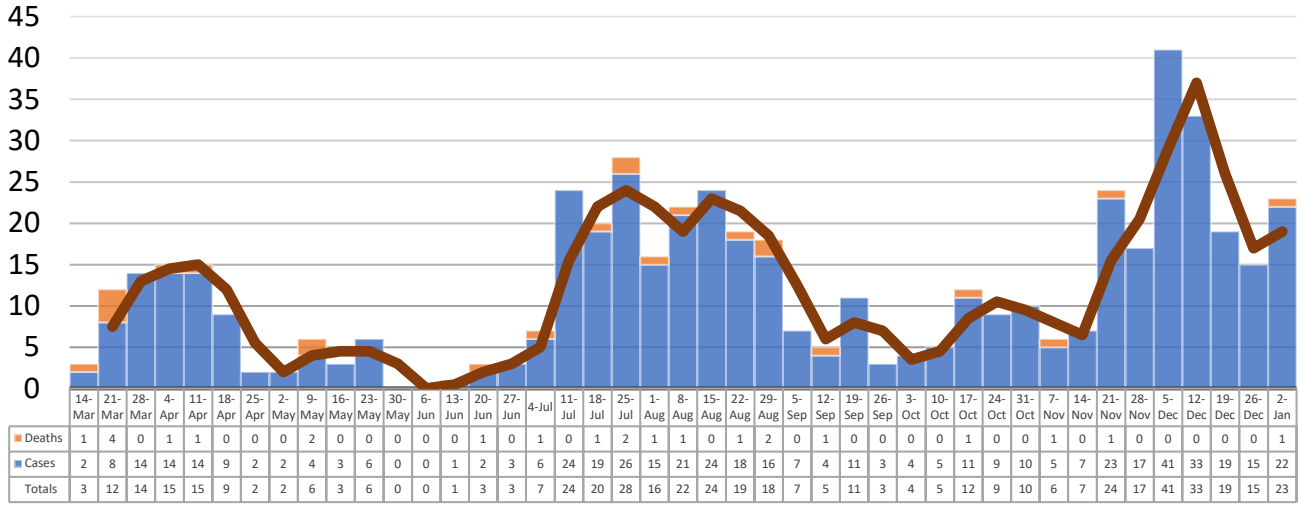
**Total Cases**  
**536**

**Total Deaths**  
**24**

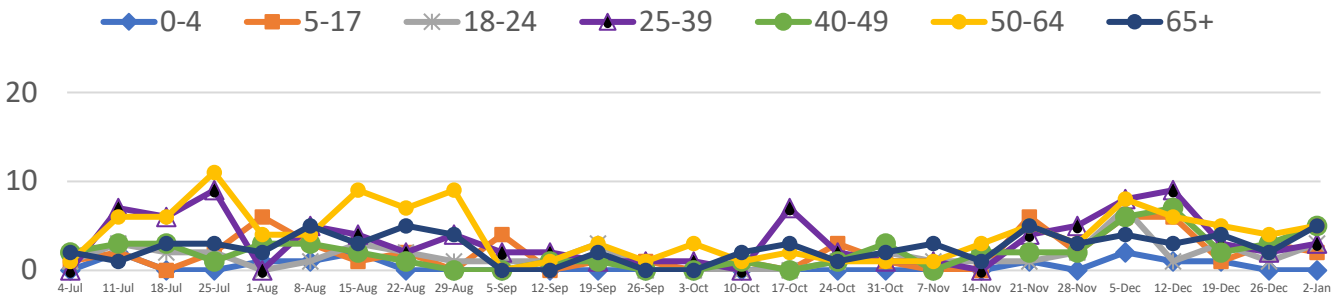
**Total Incidence**  
(cases per 100,000)  
**6210.9**

**\*Test Positivity Rate**  
**18.6%**  
(12/17-12/30)

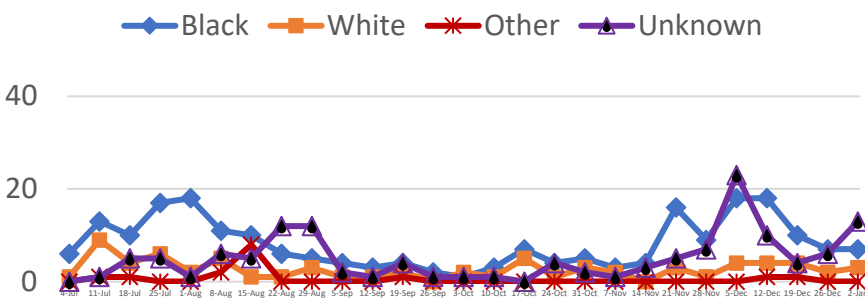
## \*\*Total Cases and Deaths, Through January 2, 2021



## Total Cases, By Age July 2020-January 2021 (End of Week)



## Total Cases, By Race July 2020-January 2021 (End of Week)



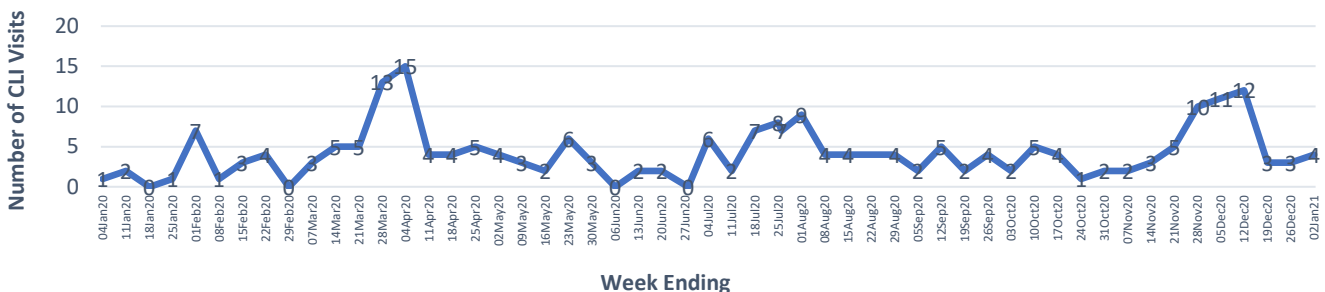
### 12/27/2020 – 1/2/2021

|  |    |
|--|----|
| # Cases via Suspected Community Transmission | 22 |
| # Cases via Outbreaks                        | 1  |

#### Outbreak Explanation

During the week of 12/27-1/2, one (1) case/patient was associated with a pending outbreak investigation.

## COVID-19-Like Illness (CLI) Visits Wilkinson County, Mississippi Jan. 04, 2020 - Jan. 02, 2021



\*Counties with test percent positivity <5.0% or with <20 tests in past 14 days: Green; test percent positivity 5.0%-10.0% or with <500 tests and <2000 tests/100k and >10% positivity over 14 days: Yellow; >10.0% and not meeting the criteria for "Green" or "Yellow": Red. Test positivity is rounded to the nearest tenth of a percent before classifying. Reference: [Centers for Medicare and Medicaid Services](https://www.cms.gov/medicare/medicaid-coverage/medicaid-services)

\*\*Provisional Data: Illnesses occurring during the last two weeks may not yet have been reported and/or represented.