

# MARSHALL COUNTY WEEKLY COVID-19 SNAPSHOT

WEEK ENDING JANUARY 9, 2021



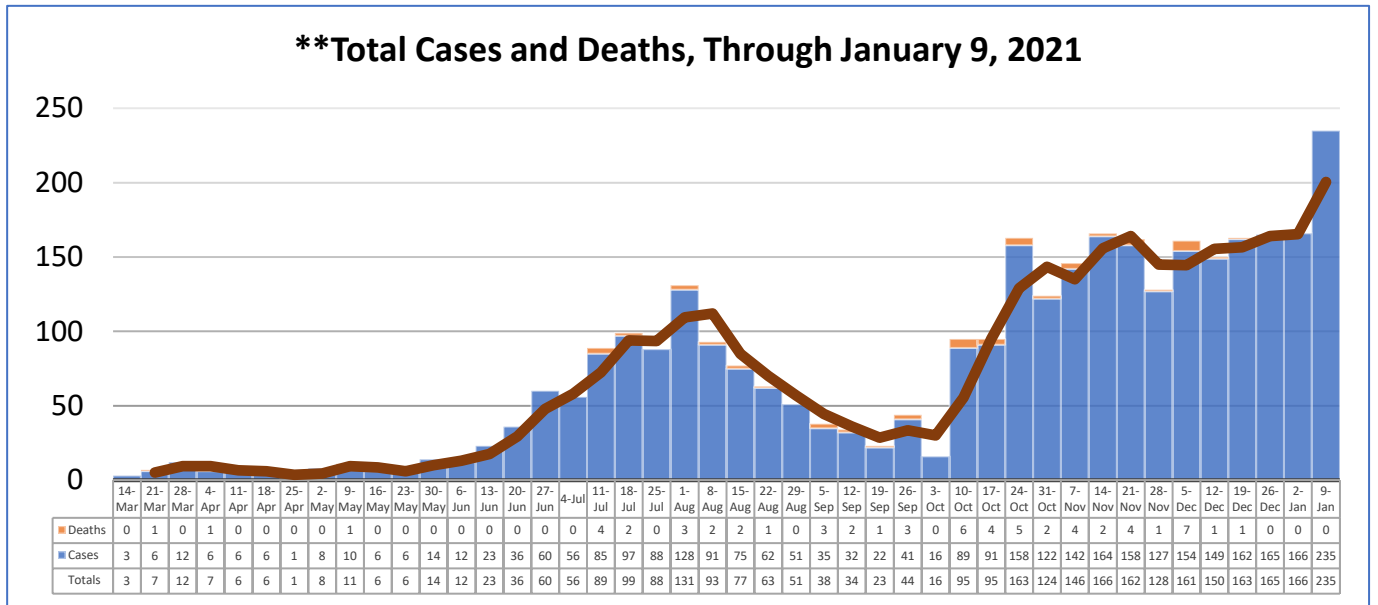
**Total Cases**  
**3241**

**Total Deaths**  
**63**

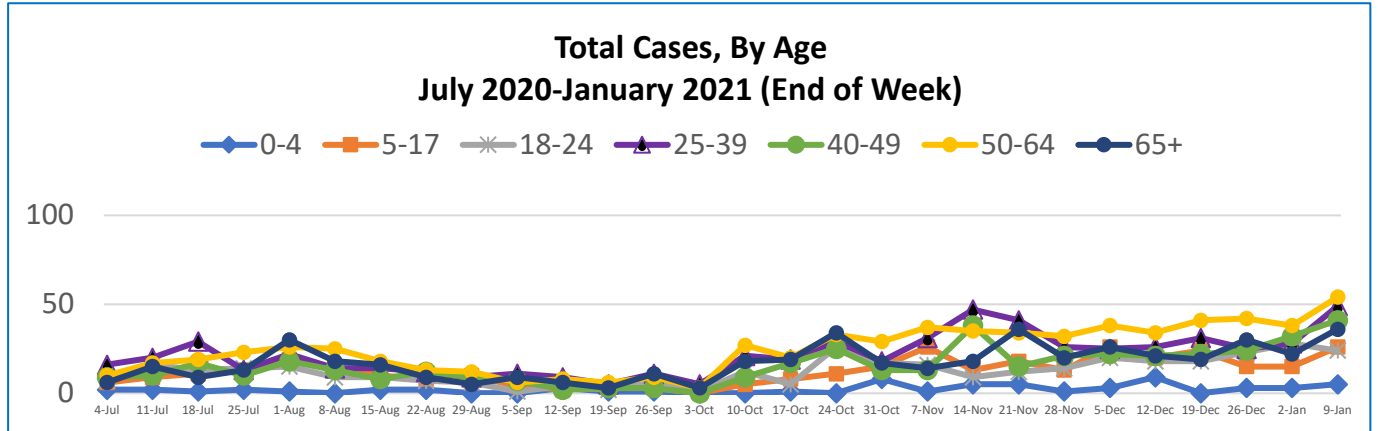
**Total Incidence**  
(cases per 100,000)  
**9182.9**

**\*Test Positivity Rate**  
**24.0%**  
(12/24-1/6)

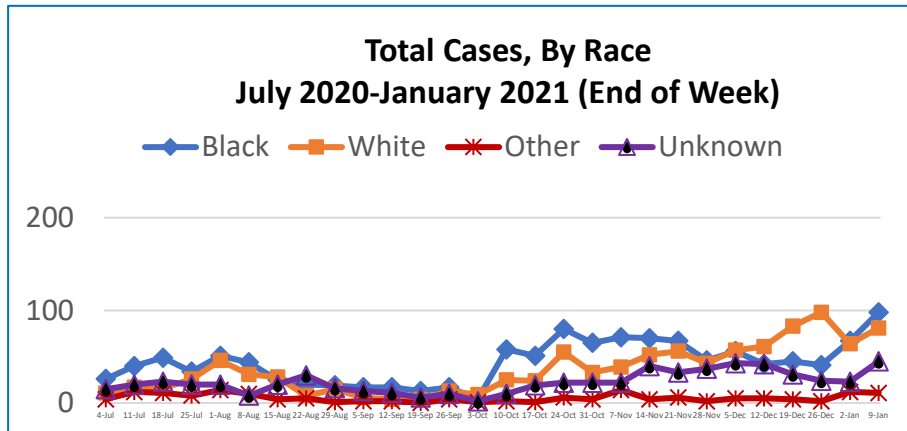
**\*\*Total Cases and Deaths, Through January 9, 2021**



**Total Cases, By Age**  
July 2020-January 2021 (End of Week)

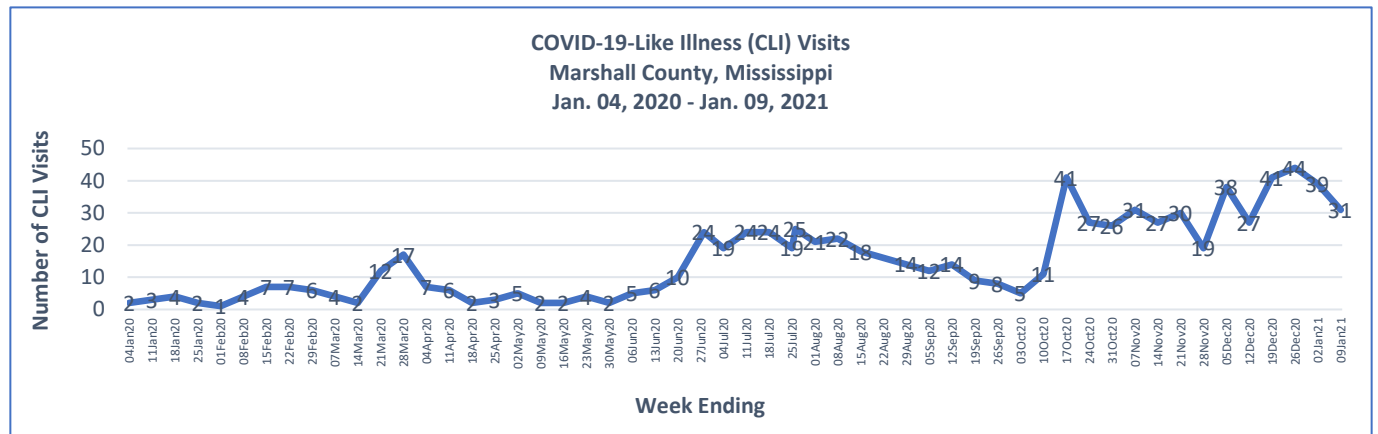


**Total Cases, By Race**  
July 2020-January 2021 (End of Week)



1/3/2021 – 1/9/2021	
# Cases via Suspected Community Transmission	222
# Cases via Outbreaks	13
<b>Outbreak Explanation</b>	
During the week of 1/3-1/9, 13 cases/patients were associated with an outbreak in a Long-Term Care Facility (LTCF).	

**COVID-19-Like Illness (CLI) Visits**  
Marshall County, Mississippi  
Jan. 04, 2020 - Jan. 09, 2021



\*Counties with test percent positivity <5.0% or with <20 tests in past 14 days: Green; test percent positivity 5.0%-10.0% or with <500 tests and <2000 tests/100k and >10% positivity over 14 days: Yellow; >10.0% and not meeting the criteria for "Green" or "Yellow": Red. Test positivity is rounded to the nearest tenth of a percent before classifying. Reference: [Centers for Medicare and Medicaid Services](#)

\*\*Provisional Data: Illnesses occurring during the last two weeks may not yet have been reported and/or represented.