

CHOCTAW COUNTY WEEKLY COVID-19 SNAPSHOT

WEEK ENDING JANUARY 16, 2021



Total Cases

603

Total Deaths

13

Total Incidence

(cases per 100,000)

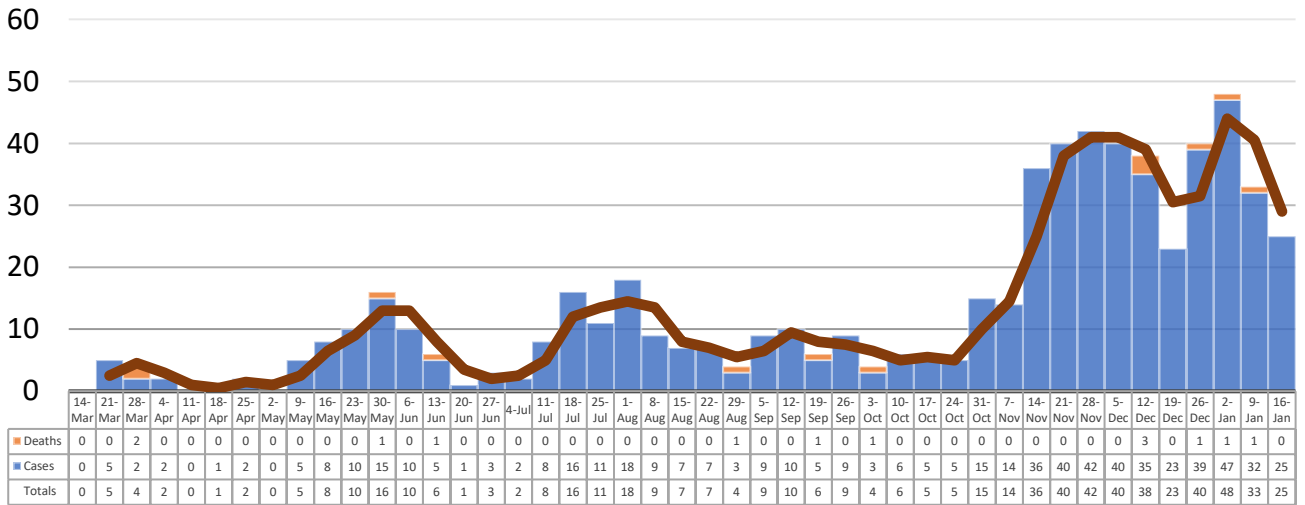
7344.7

*Test Positivity Rate

20.0%

(12/31-1/13)

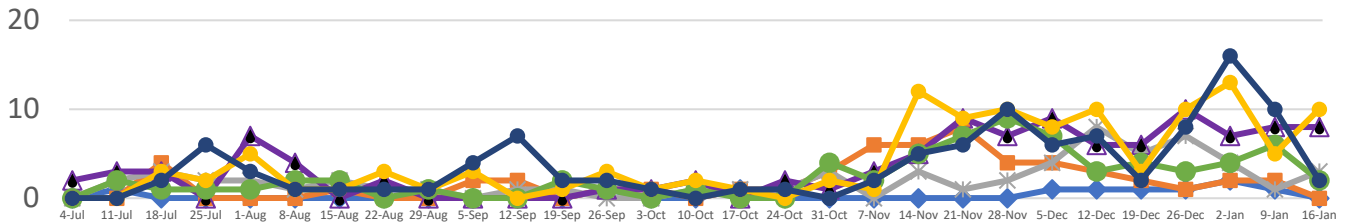
**Total Cases and Deaths, Through January 16, 2021



Total Cases, By Age

July 2020-January 2021 (End of Week)

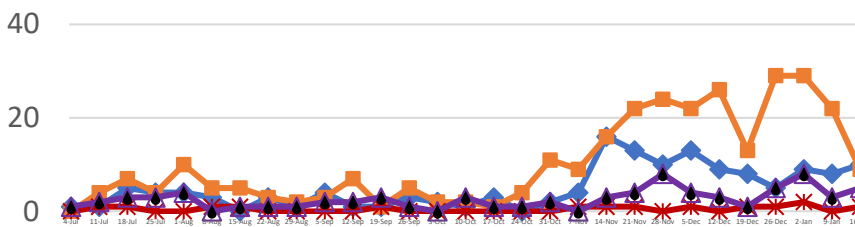
0-4 5-17 18-24 25-39 40-49 50-64 65+



Total Cases, By Race

July 2020-January 2021 (End of Week)

Black White Other Unknown



1/10/2021 – 1/16/2021

Cases via Suspected Community Transmission: 24

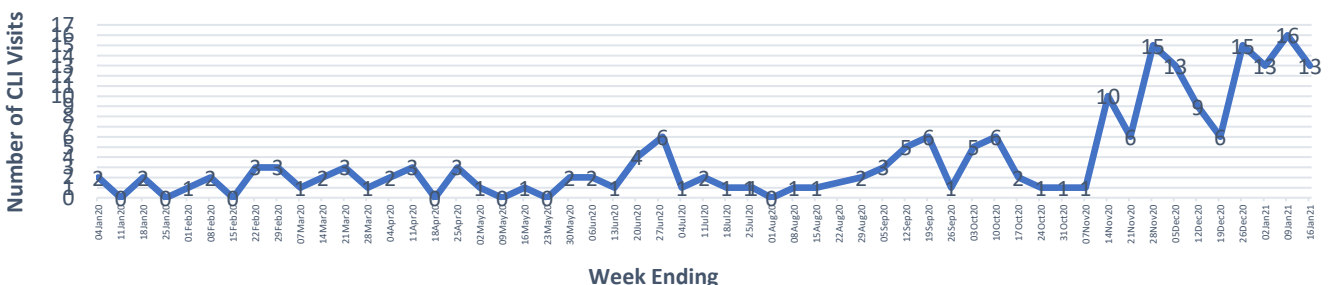
Cases via Outbreaks: 1

Outbreak Explanation

During the week of 1/10-1/16, one (1) case/patient was associated with an outbreak in a Long-Term Care Facility (LTCF).

COVID-19-Like Illness (CLI) Visits

Choctaw County, Mississippi
Jan. 04, 2020 - Jan. 16, 2021



*Counties with test percent positivity <5.0% or with <20 tests in past 14 days: Green; test percent positivity 5.0%-10.0% or with <500 tests and <2000 tests/100k and >10% positivity over 14 days: Yellow; >10.0% and not meeting the criteria for "Green" or "Yellow": Red. Test positivity is rounded to the nearest tenth of a percent before classifying. Reference: [Centers for Medicare and Medicaid Services](#)

**Provisional Data: Illnesses occurring during the last two weeks may not yet have been reported and/or represented.