

COAHOMA COUNTY WEEKLY COVID-19 SNAPSHOT



WEEK ENDING JANUARY 16, 2021

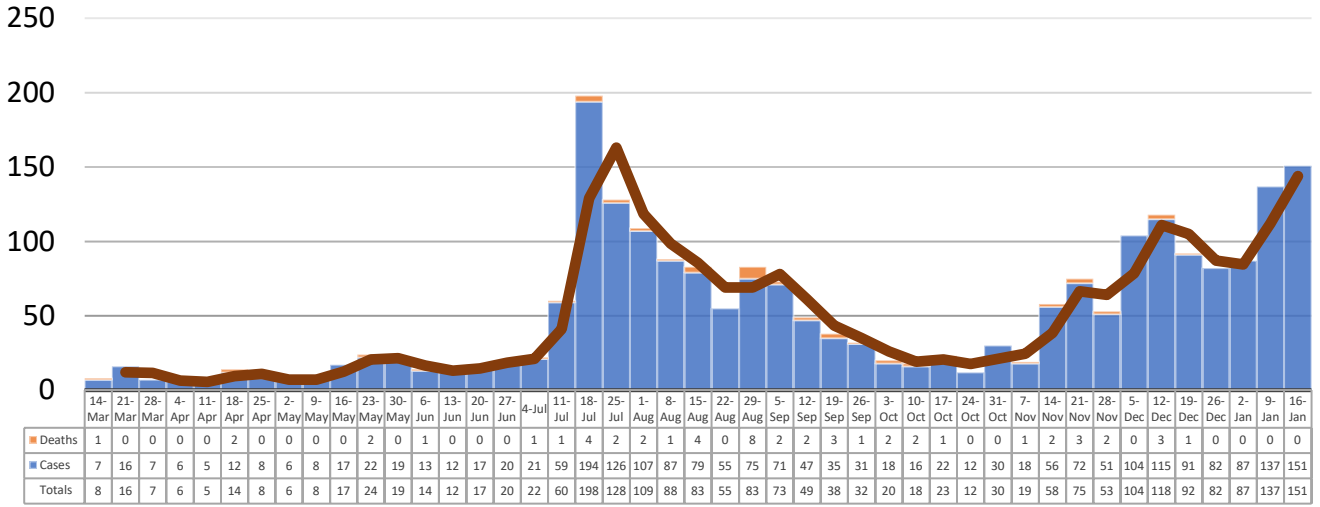
Total Cases
2300

Total Deaths
54

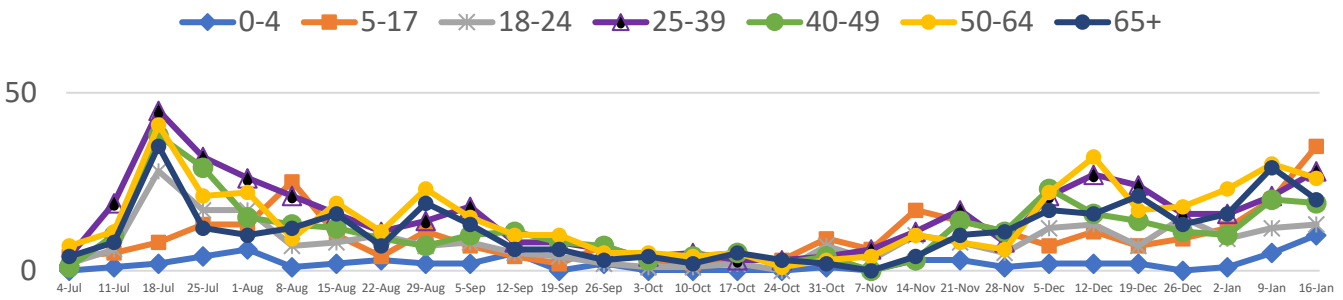
Total Incidence
(cases per 100,000)
10396.0

***Test Positivity Rate**
17.5%
(12/31-1/13)

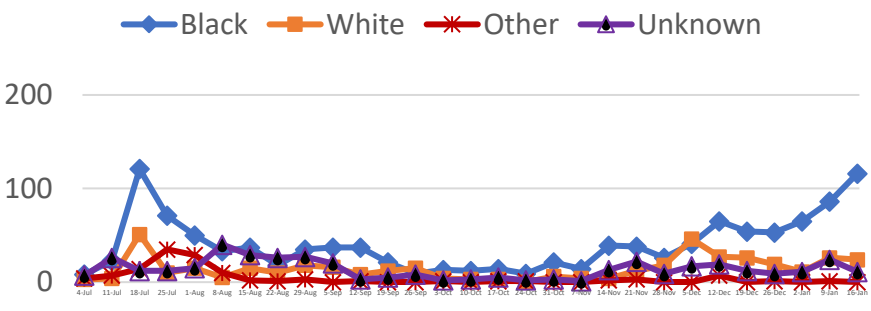
****Total Cases and Deaths, Through January 16, 2021**



Total Cases, By Age
July 2020-January 2021 (End of Week)



Total Cases, By Race
July 2020-January 2021 (End of Week)



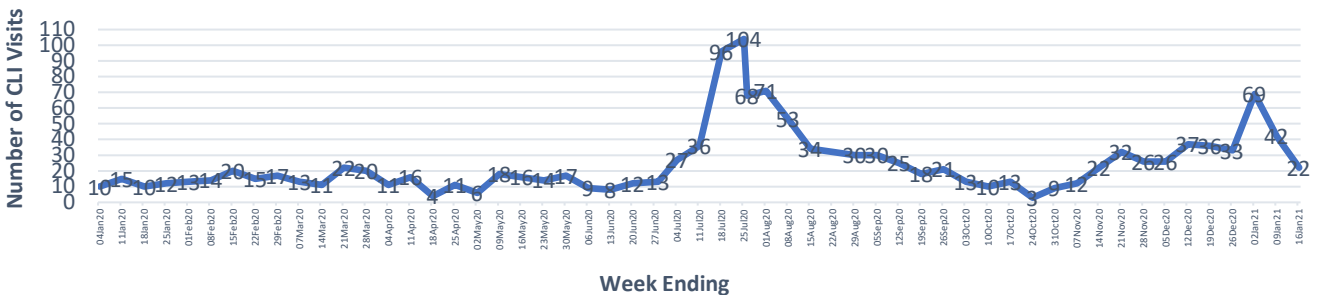
1/10/2021 – 1/16/2021

# Cases via Suspected Community Transmission	150
# Cases via Outbreaks	1

Outbreak Explanation

During the week of 1/10-1/16, one (1) case/patient was associated with a pending outbreak investigation.

COVID-19-Like Illness (CLI) Visits
Coahoma County, Mississippi
Jan. 04, 2020 - Jan. 16, 2021



*Counties with test percent positivity <5.0% or with <20 tests in past 14 days: Green; test percent positivity 5.0%-10.0% or with <500 tests and <2000 tests/100k and >10% positivity over 14 days: Yellow; >10.0% and not meeting the criteria for "Green" or "Yellow": Red. Test positivity is rounded to the nearest tenth of a percent before classifying. Reference: [Centers for Medicare and Medicaid Services](https://www.cdc.gov/medicaidandmedicare/)

**Provisional Data: Illnesses occurring during the last two weeks may not yet have been reported and/or represented.