

# DESOTO COUNTY WEEKLY COVID-19 SNAPSHOT

WEEK ENDING JANUARY 16, 2021



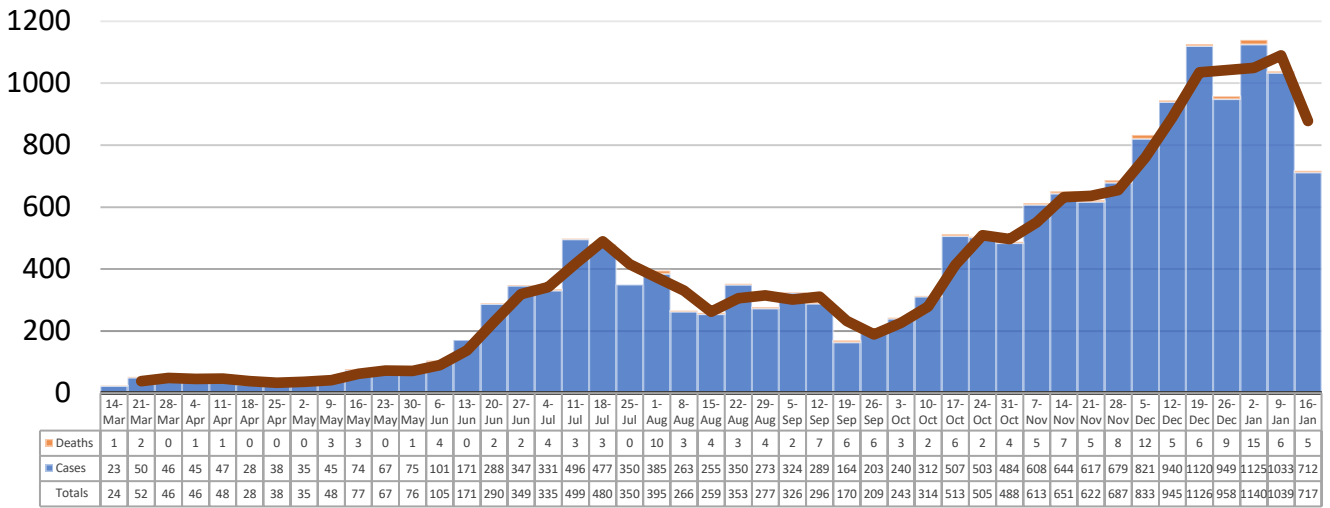
**Total Cases**  
**17,120**

**Total Deaths**  
**175**

**Total Incidence**  
(cases per 100,000)  
**9256.8**

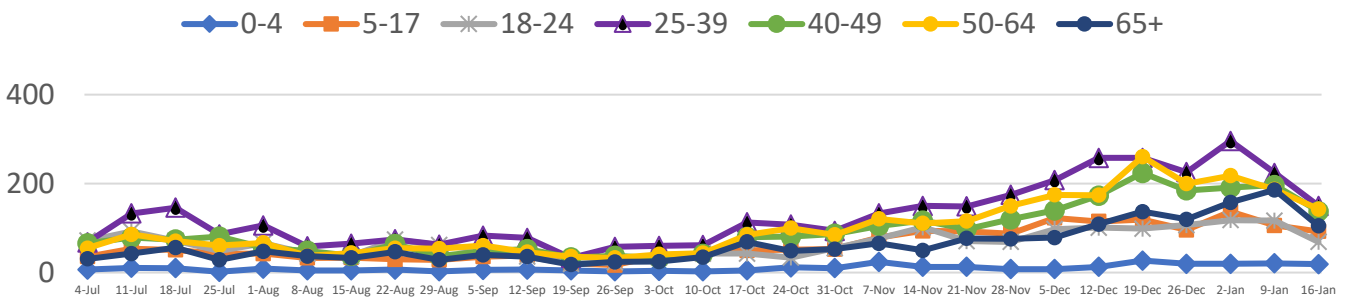
**\*Test Positivity Rate**  
**20.0%**  
(12/31-1/13)

## \*\*Total Cases and Deaths, Through January 16, 2021



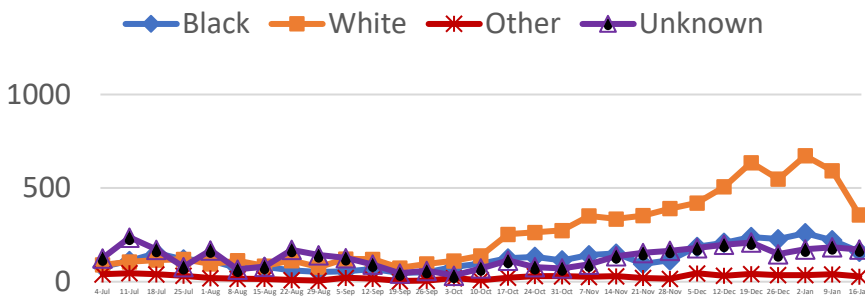
## Total Cases, By Age

July 2020-January 2021 (End of Week)



## Total Cases, By Race

July 2020-December 2021 (End of Week)



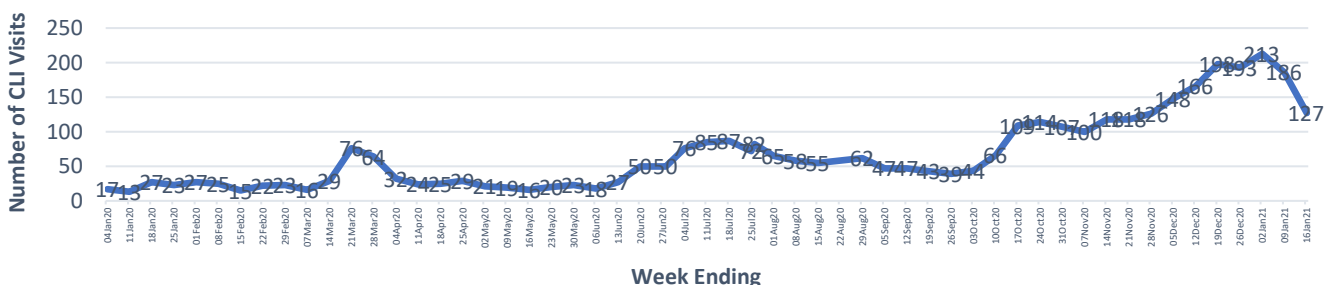
## 1/10/2021 – 1/16/2021

# Cases via Suspected Community Transmission	700
# Cases via Outbreaks	17

### Outbreak Explanation

During the week of 1/10-1/16, 11 cases/patients were associated with outbreaks in Long-Term Care Facilities (LTCF); 6 cases were associated with outbreaks in residential care facilities.

## COVID-19-Like Illness (CLI) Visits Desoto County, Mississippi Jan. 04, 2020 - Jan. 16, 2021



\*Counties with test percent positivity <5.0% or with <20 tests in past 14 days: Green; test percent positivity 5.0%-10.0% or with <500 tests and <2000 tests/100k and >10% positivity over 14 days: Yellow; >10.0% and not meeting the criteria for "Green" or "Yellow": Red. Test positivity is rounded to the nearest tenth of a percent before classifying. Reference: [Centers for Medicare and Medicaid Services](https://www.cdc.gov/media/releases/2020/s111920-covid-test-positivity.html)

\*\*Provisional Data: Illnesses occurring during the last two weeks may not yet have been reported and/or represented.