

# FORREST COUNTY WEEKLY COVID-19 SNAPSHOT

WEEK ENDING JANUARY 16, 2021



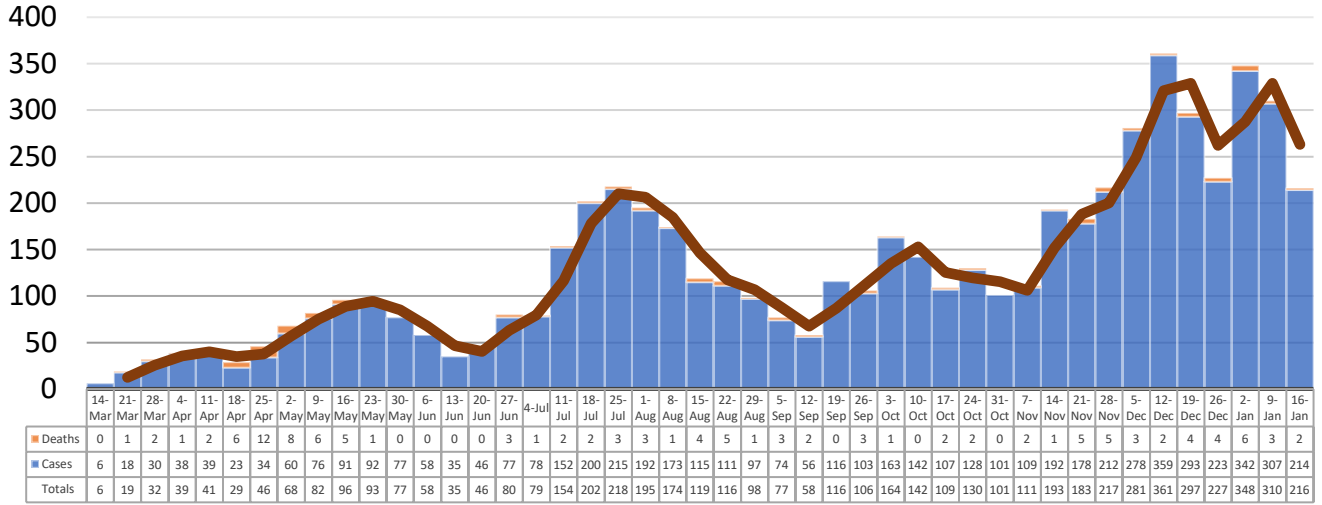
**Total Cases**  
**5949**

**Total Deaths**  
**119**

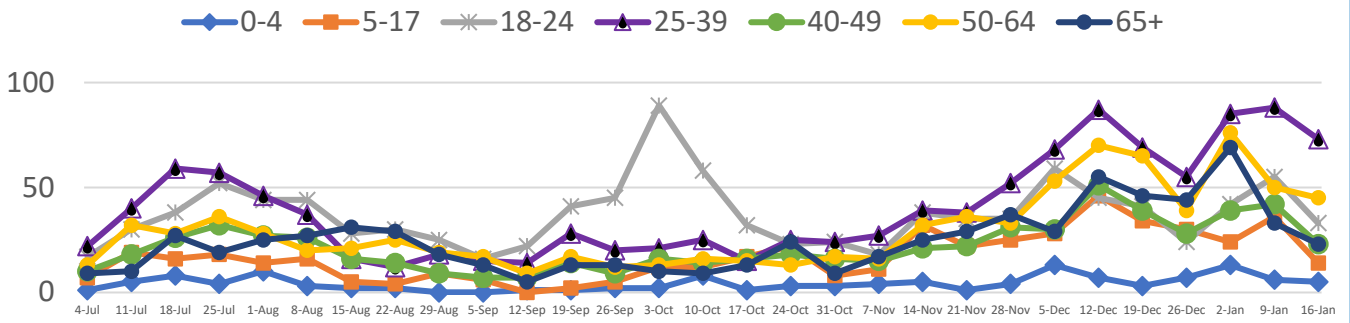
**Total Incidence**  
(cases per 100,000)  
**7942.9**

**\*Test Positivity Rate**  
**12.5%**  
(12/31-1/13)

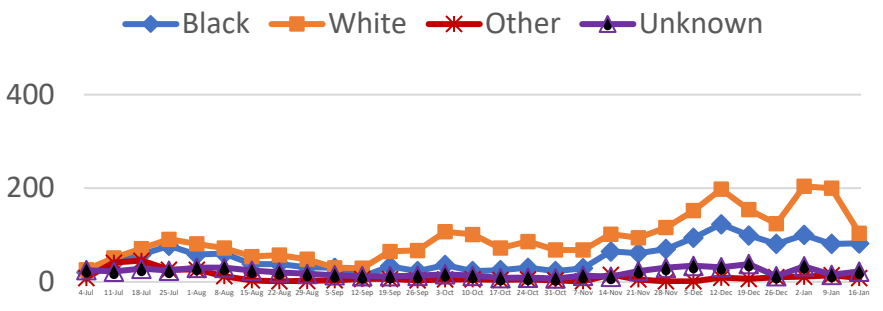
## \*\*Total Cases and Deaths, Through January 16, 2021



## Total Cases, By Age July 2020-January 2021 (End of Week)



## Total Cases, By Race July 2020-January 2021 (End of Week)



### 1/10/2021 – 1/16/2021

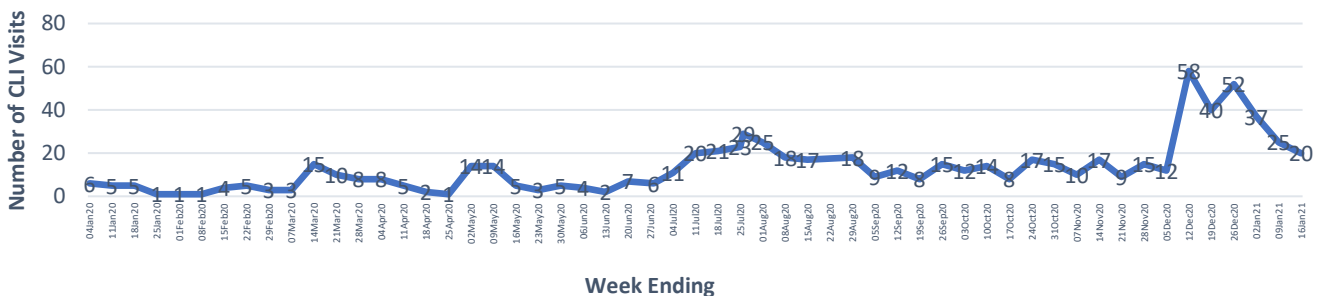
# Cases via Community Transmission: 213

# Cases via Outbreaks: 3

#### Outbreak Explanation

During the week of 1/10-1/16, three (3) cases/patients were associated with outbreaks in Long-Term Care Facilities (LTCF).

## COVID-19-Like Illness (CLI) Visits Forrest County, Mississippi Jan. 04, 2020 - Jan. 16, 2021



\*Counties with test percent positivity <5.0% or with <20 tests in past 14 days: Green; test percent positivity 5.0%-10.0% or with <500 tests and <2000 tests/100k and >10% positivity over 14 days: Yellow; >10.0% and not meeting the criteria for "Green" or "Yellow": Red. Test positivity is rounded to the nearest tenth of a percent before classifying. Reference: [Centers for Medicare and Medicaid Services](https://www.cms.gov/medicare/medicaid-support/medicaid-coverage-and-eligibility)

\*\*Provisional Data: Illnesses occurring during the last two weeks may not yet have been reported and/or represented.