

HUMPHREYS COUNTY WEEKLY COVID-19 SNAPSHOT



WEEK ENDING JANUARY 16, 2021

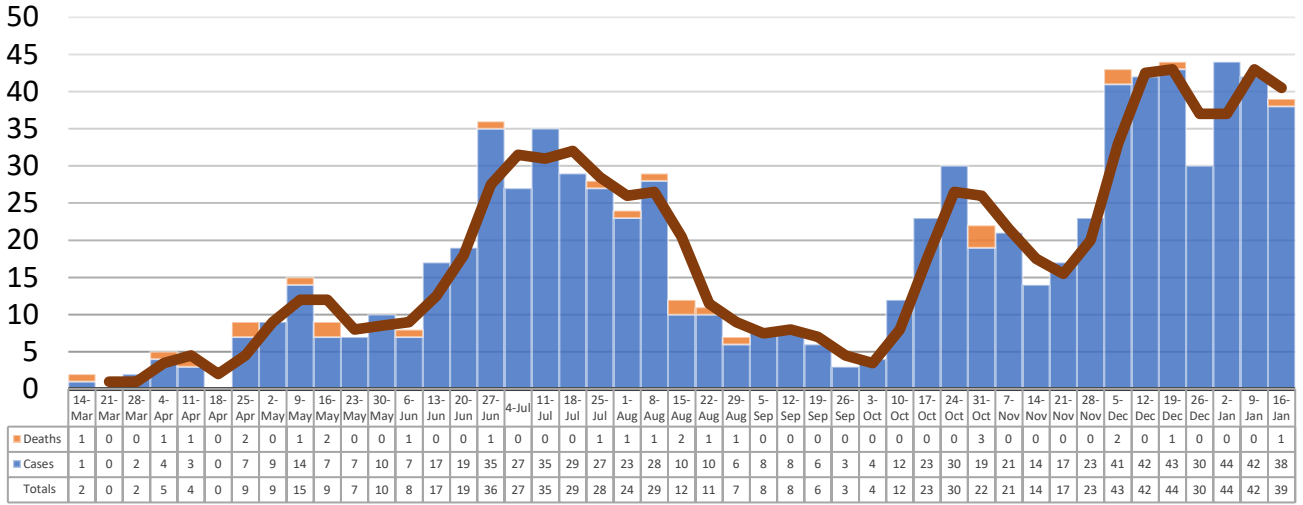
Total Cases
829

Total Deaths
24

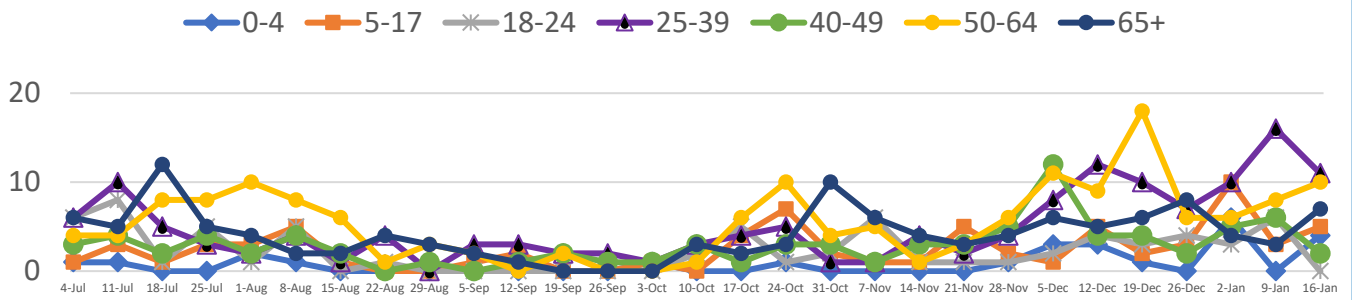
Total Incidence
(cases per 100,000)
10280.3

***Test Positivity Rate**
13.9%
(12/31-1/13)

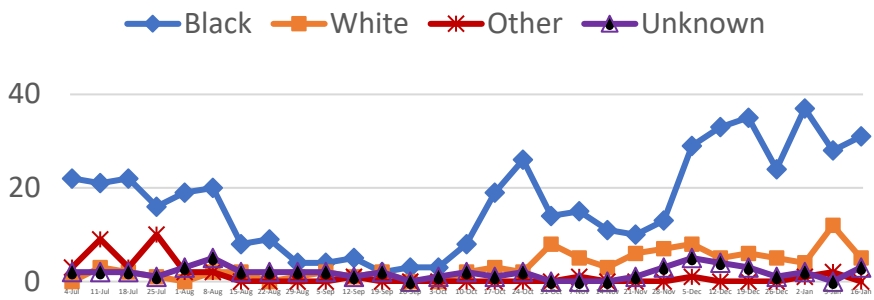
**Total Cases and Deaths, Through January 16, 2021



Total Cases, By Age July 2020-January 2021 (End of Week)



Total Cases, By Race July 2020-January 2021 (End of Week)



1/10/2021 – 1/16/2021

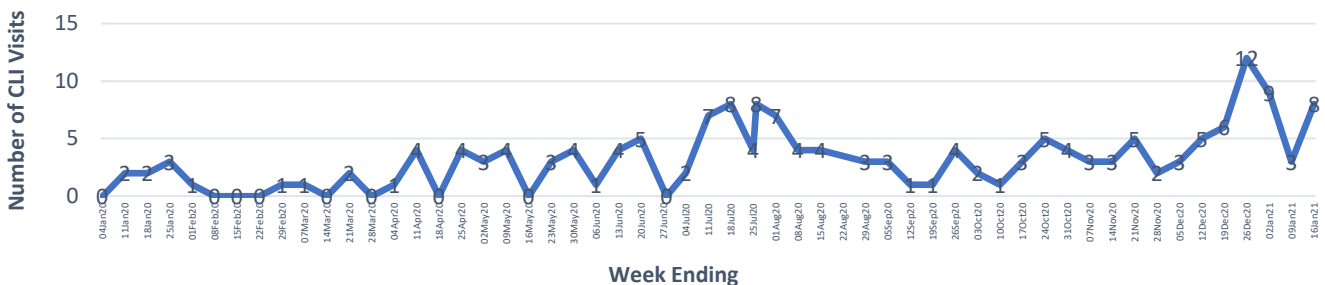
Cases via Suspected Community Transmission: 37

Cases via Outbreaks: 2

Outbreak Explanation

During the week of 1/10-1/16, two (2) cases/patients were associated with an outbreak in a Long-Term Care Facility (LTCF).

COVID-19-Like Illness (CLI) Visits Humphreys County, Mississippi Jan. 04, 2020 - Jan. 16, 2021



*Counties with test percent positivity <5.0% or with <20 tests in past 14 days: Green; test percent positivity 5.0%-10.0% or with <500 tests and <2000 tests/100k and >10% positivity over 14 days: Yellow; >10.0% and not meeting the criteria for "Green" or "Yellow": Red. Test positivity is rounded to the nearest tenth of a percent before classifying. Reference: [Centers for Medicare and Medicaid Services](https://www.cms.gov/medicare/medicaid-support/medicaid-coverage-and-eligibility)

**Provisional Data: Illnesses occurring during the last two weeks may not yet have been reported and/or represented.