

# JACKSON COUNTY WEEKLY COVID-19 SNAPSHOT

WEEK ENDING JANUARY 16, 2021



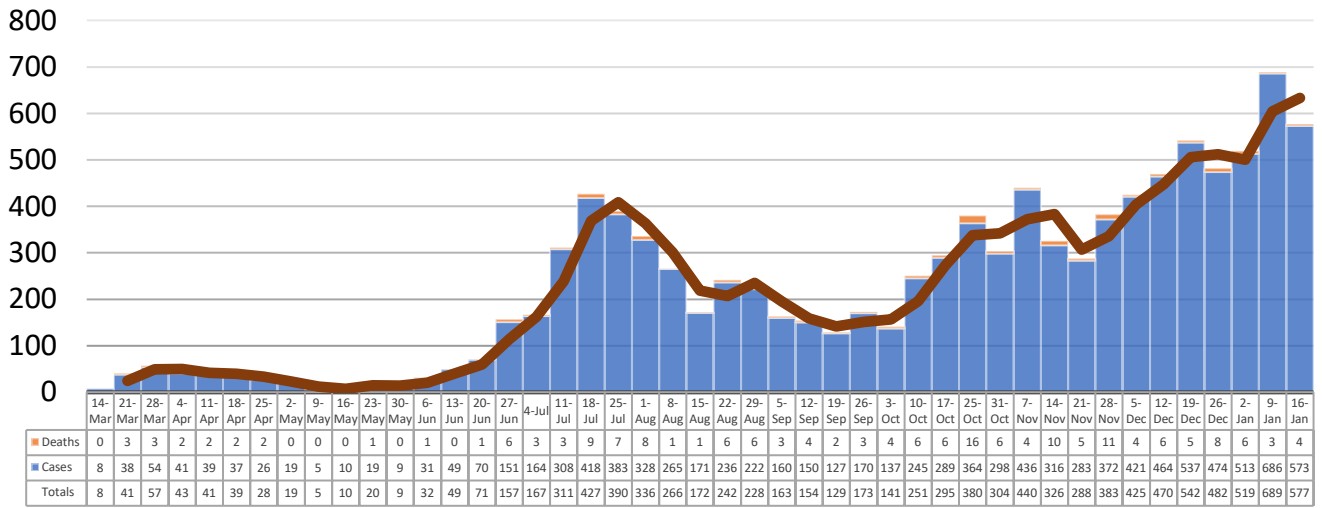
**Total Cases**  
**10,303**

**Total Deaths**  
**183**

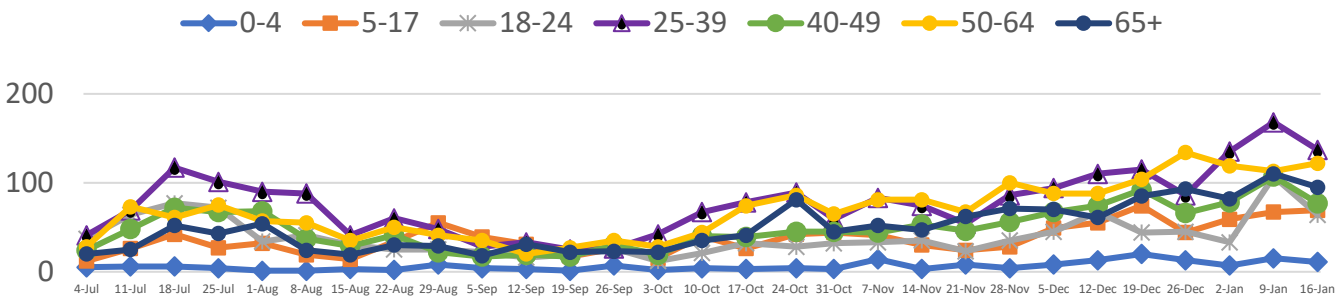
**Total Incidence**  
(cases per 100,000)  
**7173.9**

**\*Test Positivity Rate**  
**28.8%**  
(12/31-1/13)

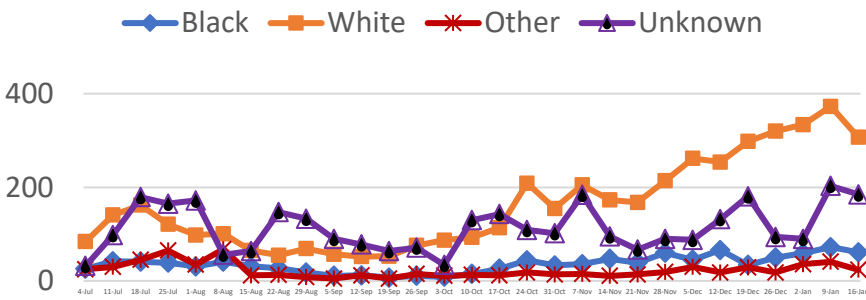
## \*\*Total Cases and Deaths, Through January 16, 2021



## Total Cases, By Age July 2020-January 2021 (End of Week)



## Total Cases, By Race July 2020-January 2021 (End of Week)



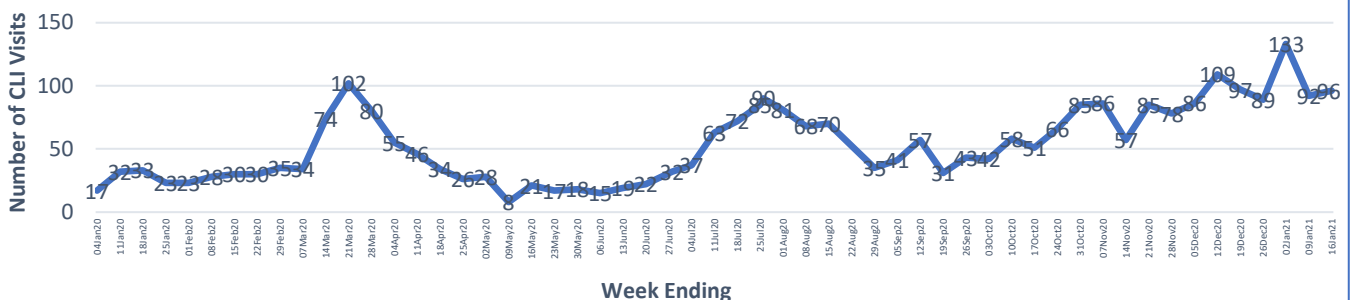
### 1/10/2021 – 1/16/2021

# Cases via Suspected Community Transmission	570
# Cases via Outbreaks	7

#### Outbreak Explanation

During the week of 1/10-1/16, four (4) cases/patients were associated with outbreaks in Long-Term Care Facilities (LTCF); one (1) case was associated with an outbreak in a business/industry; two (2) cases were associated with pending outbreak investigations.

## COVID-19-Like Illness (CLI) Visits Jackson County, Mississippi Jan. 04, 2020 - Jan. 16, 2021



\*Counties with test percent positivity <5.0% or with <20 tests in past 14 days: Green; test percent positivity 5.0%-10.0% or with <500 tests and <2000 tests/100k and >10% positivity over 14 days: Yellow; >10.0% and not meeting the criteria for "Green" or "Yellow": Red. Test positivity is rounded to the nearest tenth of a percent before classifying. Reference: [Centers for Medicare and Medicaid Services](https://www.cms.gov/medicare/medicaid-support/medicaid-services)

\*\*Provisional Data: Illnesses occurring during the last two weeks may not yet have been reported and/or represented.