

# LAUDERDALE COUNTY WEEKLY COVID-19 SNAPSHOT

WEEK ENDING JANUARY 16, 2021



Total Cases

5847

Total Deaths

180

Total Incidence

(cases per 100,000)

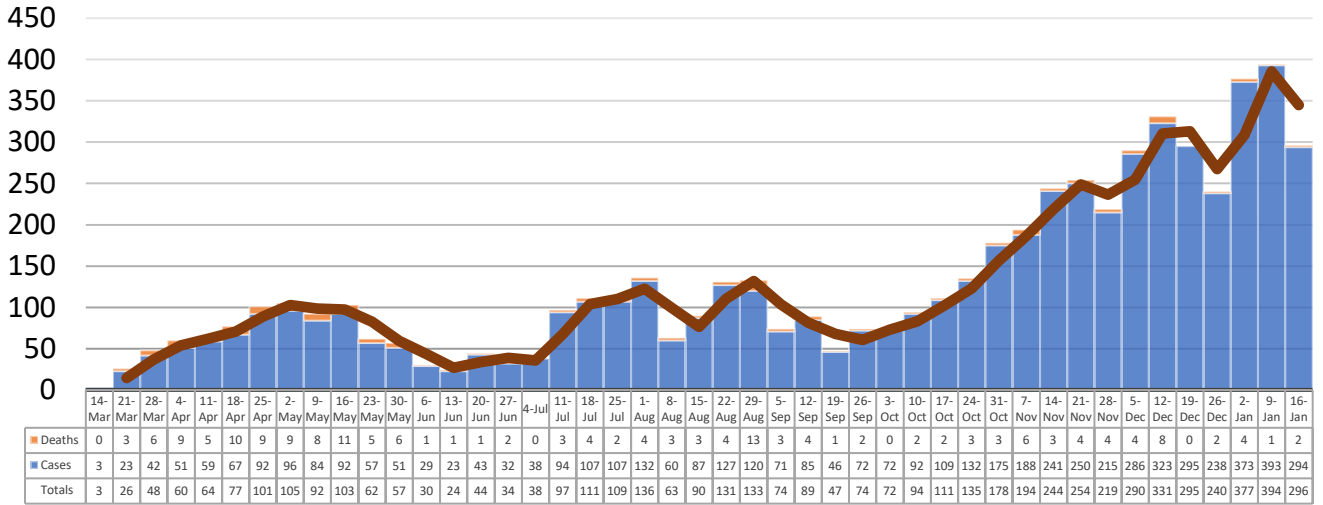
7888.0

\*Test Positivity Rate

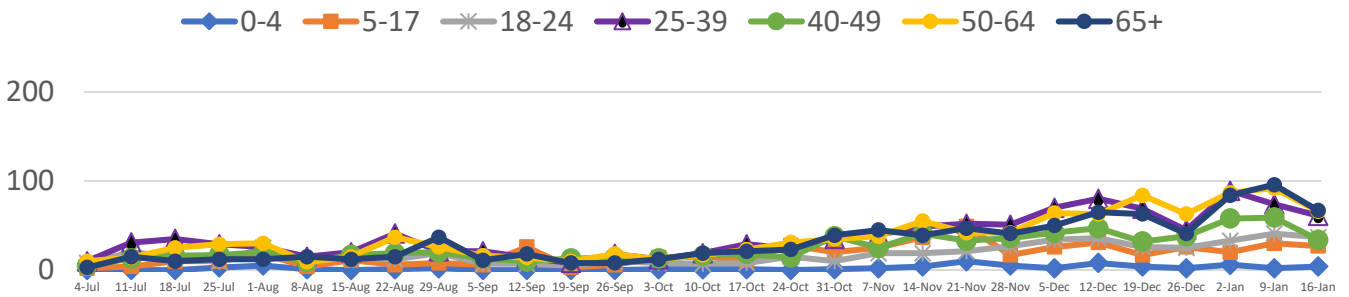
17.1%

(12/31-1/13)

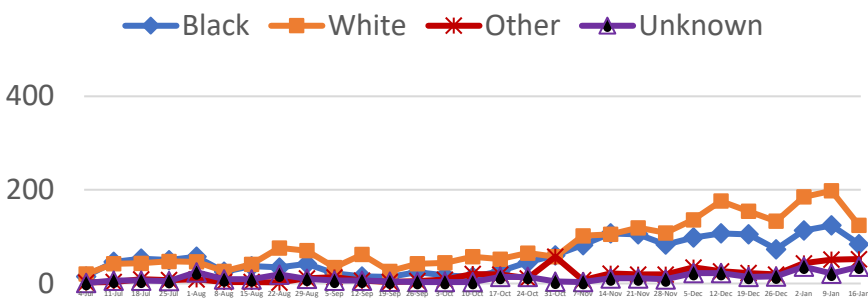
## \*\*Total Cases and Deaths, Through January 16, 2021



## Total Cases, By Age July 2020-January 2021 (End of Week)



## Total Cases, By Race July 2020-January 2021 (End of Week)



### 1/10/2021 – 1/16/2021

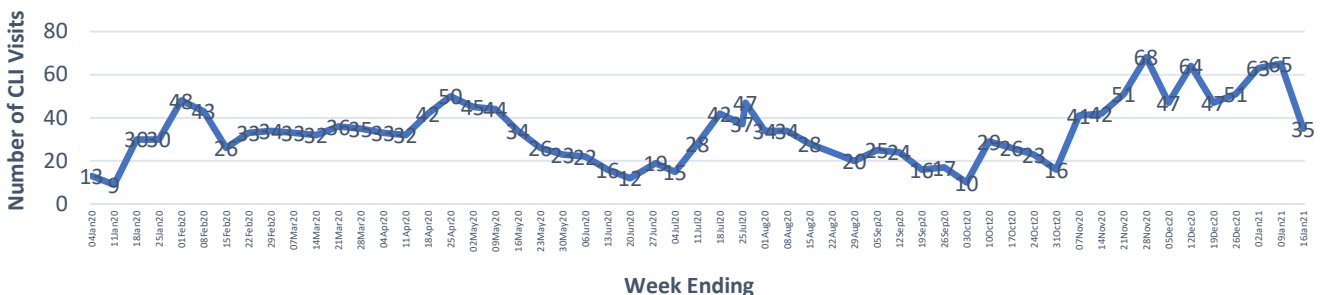
# Cases via Suspected Community Transmission: 277

# Cases via Outbreaks: 19

#### Outbreak Explanation

During the week of 1/10-1/16, 17 cases/patients were associated with outbreaks in Long-Term Care Facilities (LTCF); 2 cases were associated with outbreaks in residential care facilities.

## COVID-19-Like Illness (CLI) Visits Lauderdale County, Mississippi Jan. 04, 2020 - Jan. 16, 2021



\*Counties with test percent positivity <5.0% or with <20 tests in past 14 days: Green; test percent positivity 5.0%-10.0% or with <500 tests and <2000 tests/100k and >10% positivity over 14 days: Yellow; >10.0% and not meeting the criteria for "Green" or "Yellow": Red. Test positivity is rounded to the nearest tenth of a percent before classifying. Reference: [Centers for Medicare and Medicaid Services](#)

\*\*Provisional Data: Illnesses occurring during the last two weeks may not yet have been reported and/or represented.