

# TIPPAH COUNTY WEEKLY COVID-19 SNAPSHOT

WEEK ENDING JANUARY 16, 2021



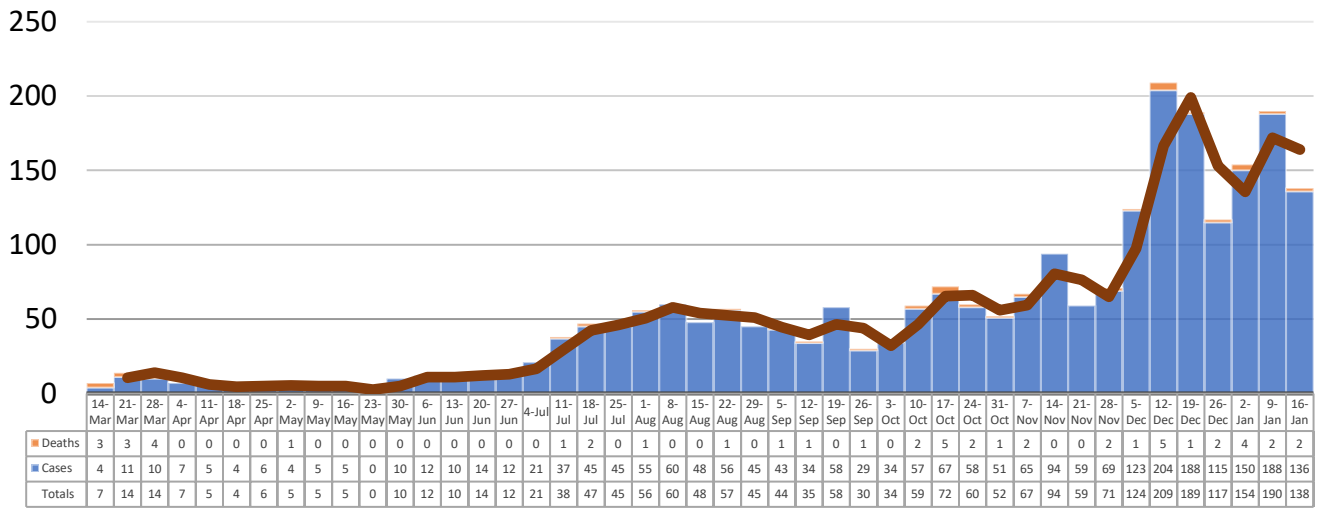
**Total Cases**  
**2404**

**Total Deaths**  
**50**

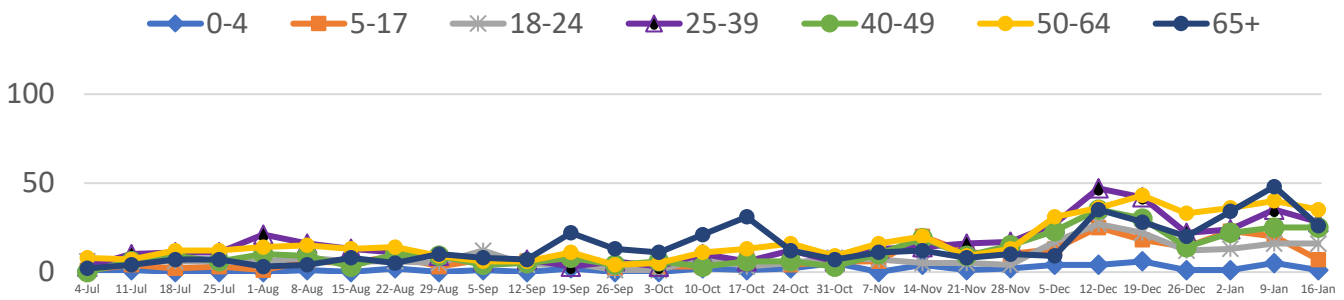
**Total Incidence**  
(cases per 100,000)  
**10919.8**

**\*Test Positivity Rate**  
**18.1%**  
(12/31-1/13)

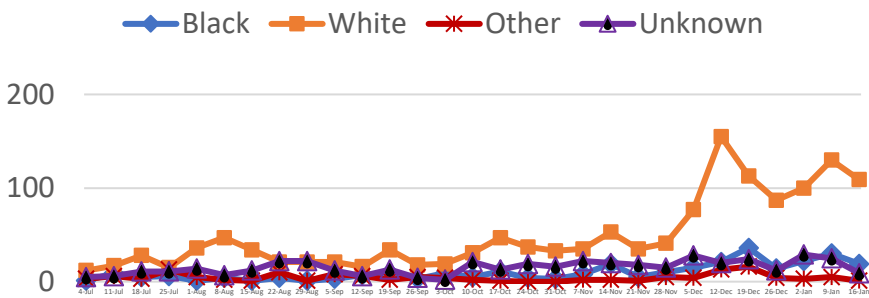
**\*\*Total Cases and Deaths, Through January 16, 2021**



**Total Cases, By Age**  
July 2020-January 2021 (End of Week)



**Total Cases, By Race**  
July 2020-January 2021 (End of Week)



**1/10/2021 – 1/16/2021**

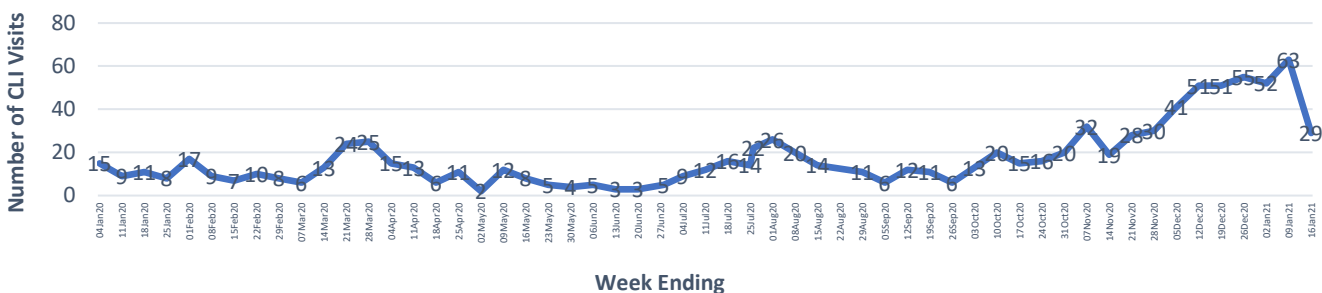
# Cases via Suspected Community Transmission: 132

# Cases via Outbreaks: 6

**Outbreak Explanation**

During the week of 1/10-1/16, six (6) cases/patients were associated with an outbreak in a Long-Term Care Facility (LTCF).

**COVID-19-Like Illness (CLI) Visits**  
Tippah County, Mississippi  
Jan. 04, 2020 - Jan. 16, 2021



\*Counties with test percent positivity <5.0% or with <20 tests in past 14 days: Green; test percent positivity 5.0%-10.0% or with <500 tests and <2000 tests/100k and >10% positivity over 14 days: Yellow; >10.0% and not meeting the criteria for "Green" or "Yellow": Red. Test positivity is rounded to the nearest tenth of a percent before classifying. Reference: [Centers for Medicare and Medicaid Services](#)

\*\*Provisional Data: Illnesses occurring during the last two weeks may not yet have been reported and/or represented.