

# FRANKLIN COUNTY WEEKLY COVID-19 SNAPSHOT

WEEK ENDING JANUARY 23, 2021



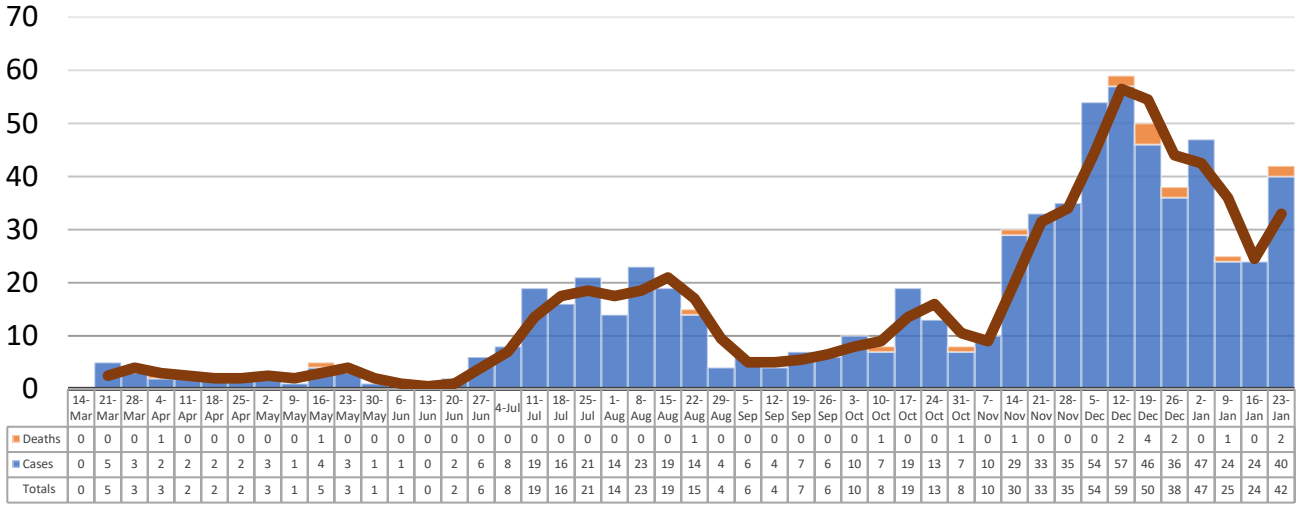
**Total Cases**  
**706**

**Total Deaths**  
**17**

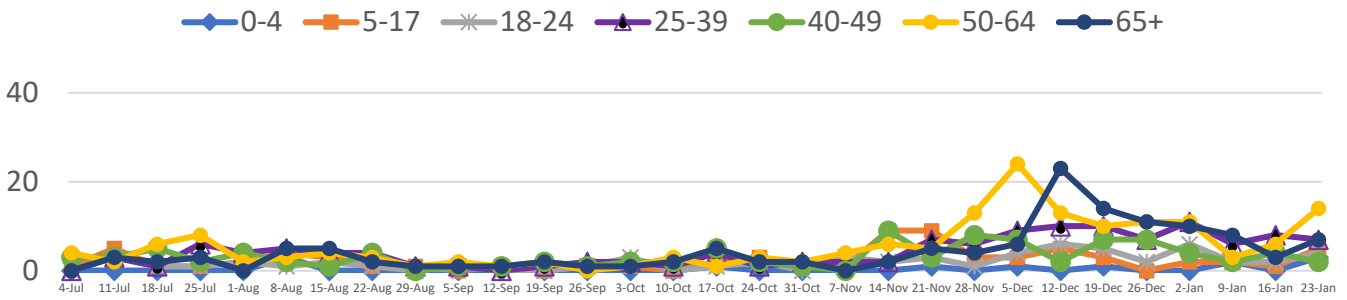
**Total Incidence**  
(cases per 100,000)  
**9153.4**

**\*Test Positivity Rate**  
**12.1%**  
(1/7-1/20)

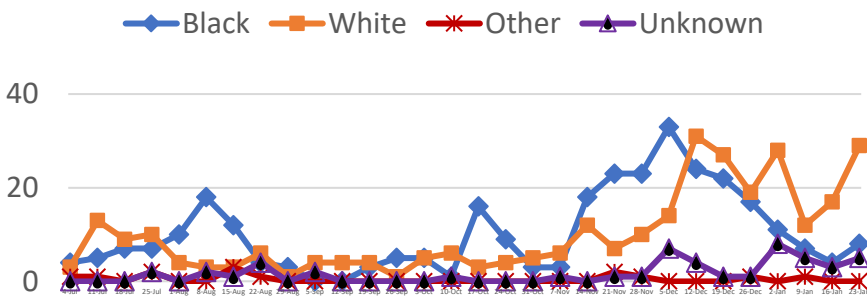
**\*\*Total Cases and Deaths, Through January 23, 2021**



**Total Cases, By Age**  
**July 2020-January 2021 (End of Week)**



**Total Cases, By Race**  
**July 2020-January 2021 (End of Week)**



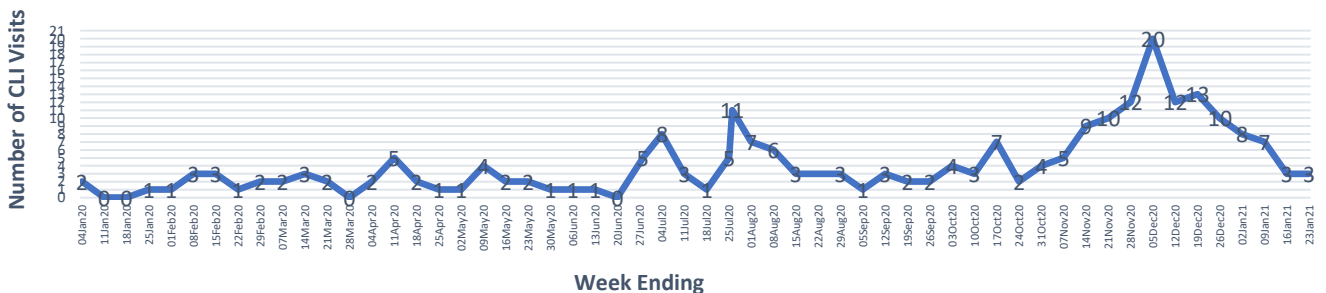
**1/17/2021 – 1/23/2021**

# Cases via Suspected Community Transmission	40
# Cases via Outbreaks	2

**Outbreak Explanation**

During the week of 1/17-1/23, two (2) cases/patients were associated with outbreaks in Long-Term Care Facilities (LTCF).

**COVID-19-Like Illness (CLI) Visits**  
**Franklin County, Mississippi**  
**Jan. 04, 2020 - Jan. 23, 2021**



\*Counties with test percent positivity <5.0% or with <20 tests in past 14 days: Green; test percent positivity 5.0%-10.0% or with <500 tests and <2000 tests/100k and >10% positivity over 14 days: Yellow; >10.0% and not meeting the criteria for "Green" or "Yellow": Red. Test positivity is rounded to the nearest tenth of a percent before classifying. Reference: [Centers for Medicare and Medicaid Services](#)

\*\*Provisional Data: Illnesses occurring during the last two weeks may not yet have been reported and/or represented.