

# HINDS COUNTY WEEKLY COVID-19 SNAPSHOT

WEEK ENDING JANUARY 23, 2021

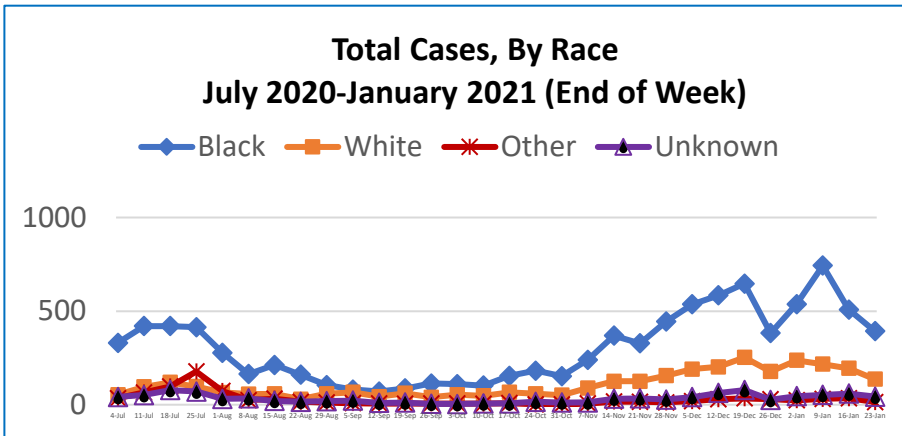
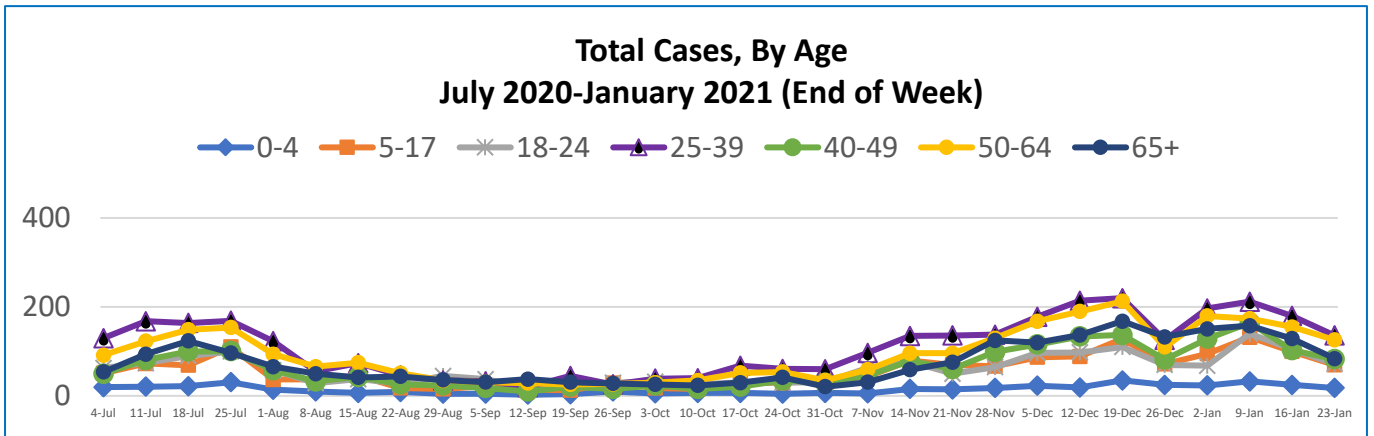
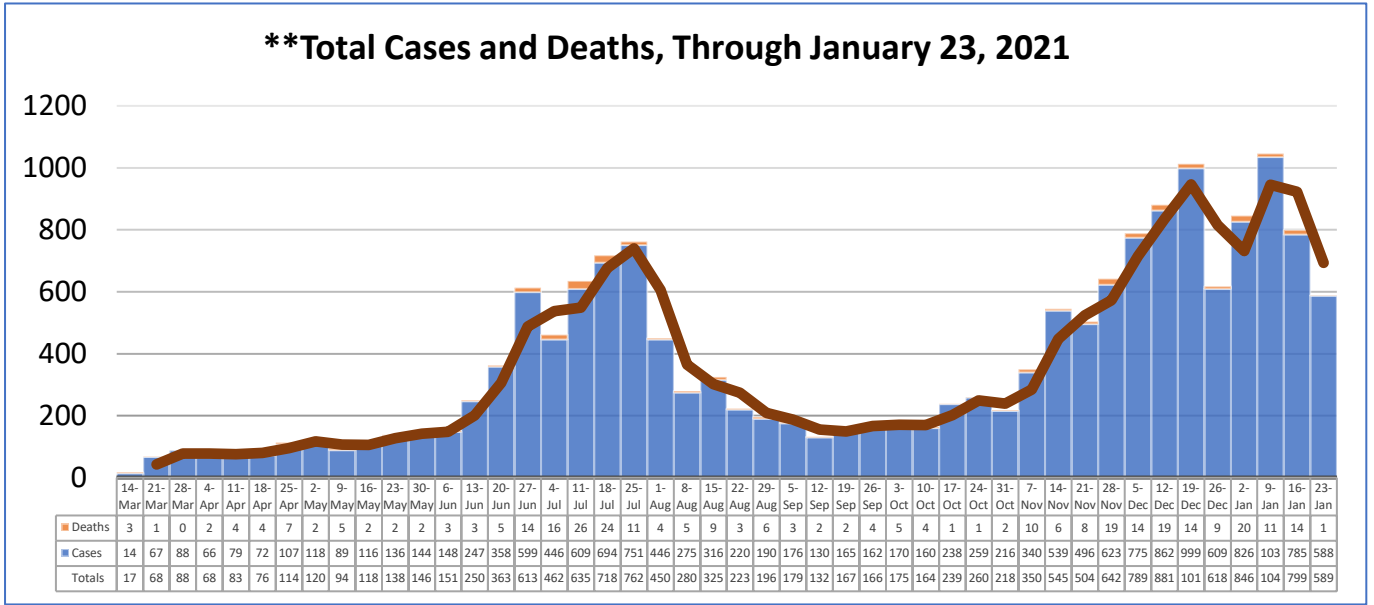


**Total Cases**  
**16,891**

**Total Deaths**  
**332**

**Total Incidence**  
(cases per 100,000)  
**7285.6**

**\*Test Positivity Rate**  
**11.4%**  
(1/7-1/20)

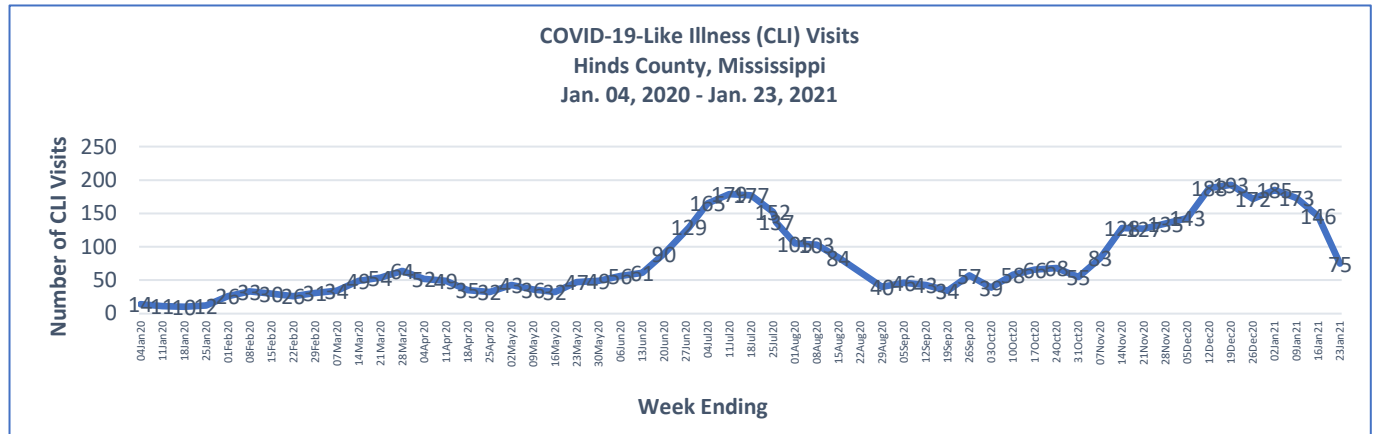


**1/17/2021 – 1/23/2021**

# Cases via Suspected Community Transmission	557
# Cases via Outbreaks	32

**Outbreak Explanation**

During the week of 1/17-1/23, 31 cases/patients were associated with outbreaks in Long-Term Care Facilities (LTCF); 1 case was associated with a pending outbreak investigation.



\*Counties with test percent positivity <5.0% or with <20 tests in past 14 days: Green; test percent positivity 5.0%-10.0% or with <500 tests and <2000 tests/100k and >10% positivity over 14 days: Yellow; >10.0% and not meeting the criteria for "Green" or "Yellow": Red. Test positivity is rounded to the nearest tenth of a percent before classifying. Reference: [Centers for Medicare and Medicaid Services](#)

\*\*Provisional Data: Illnesses occurring during the last two weeks may not yet have been reported and/or represented.