

QUITMAN COUNTY WEEKLY COVID-19 SNAPSHOT

WEEK ENDING JANUARY 23, 2021



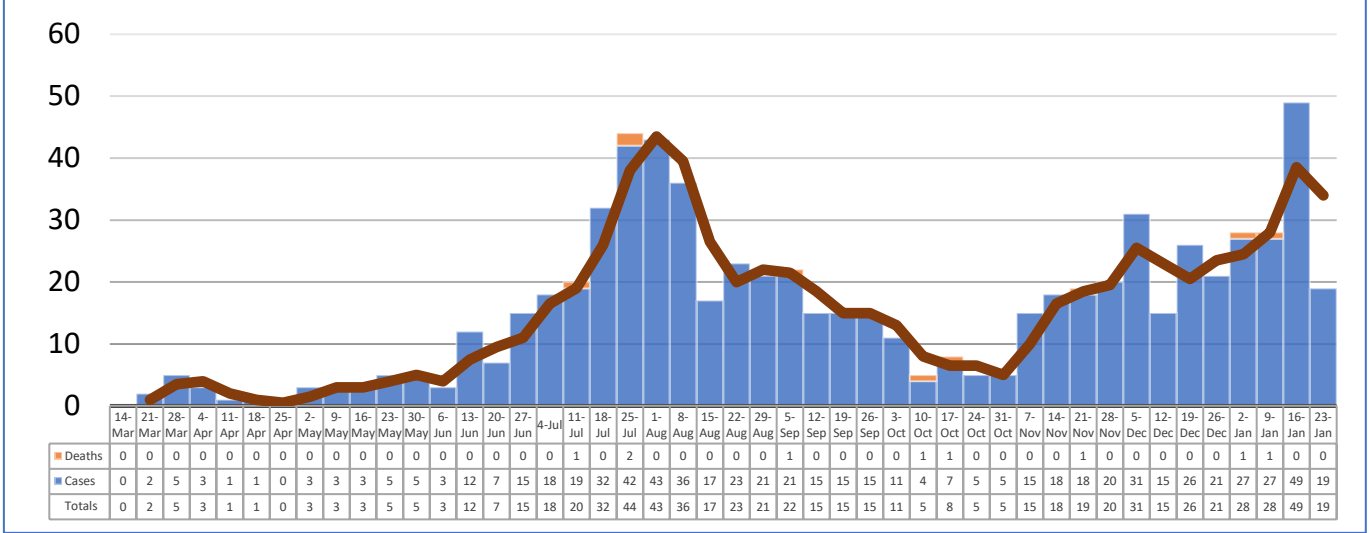
Total Cases
713

Total Deaths
9

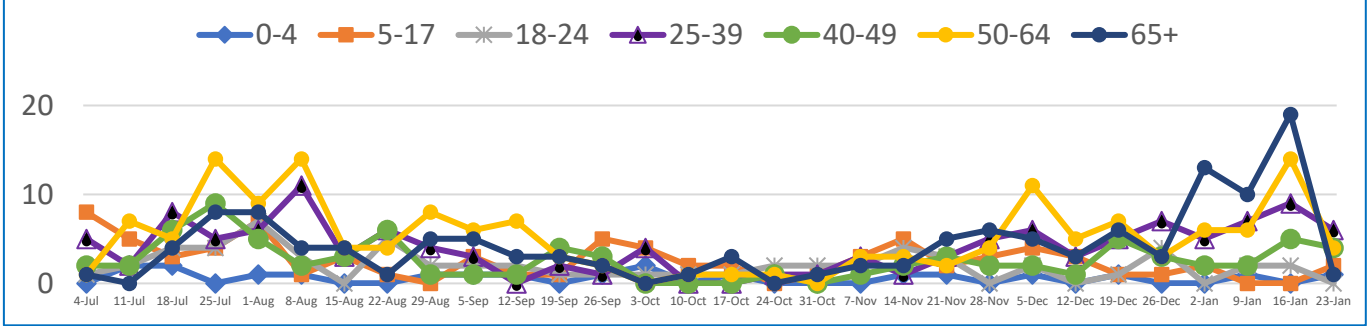
Total Incidence
(cases per 100,000)
10497.6

***Test Positivity Rate**
21.7%
(1/7-1/20)

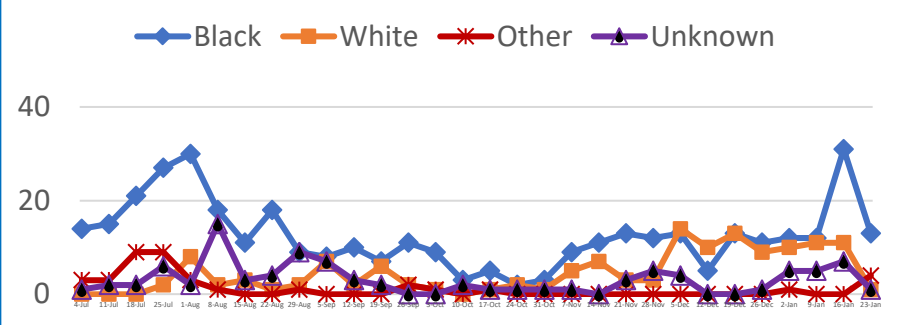
****Total Cases and Deaths, Through January 23, 2021**



Total Cases, By Age
July 2020-January 2021 (End of Week)

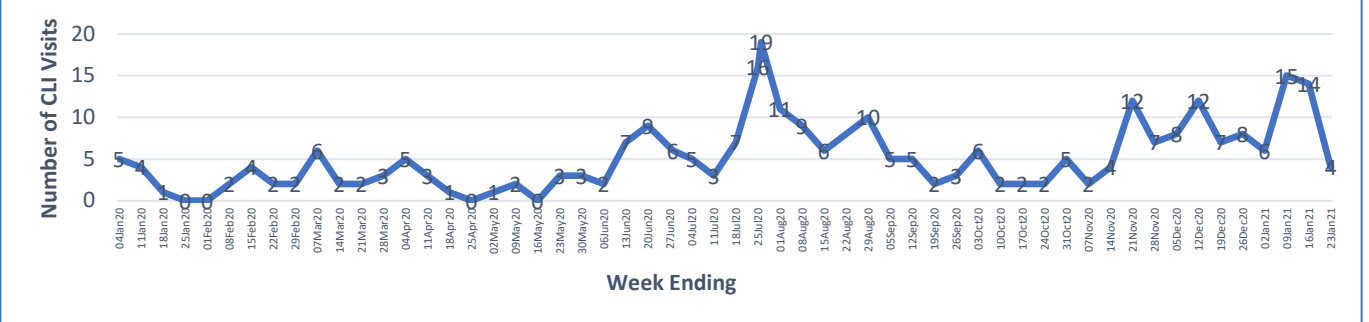


Total Cases, By Race
July 2020-January 2021 (End of Week)



1/17/2021 – 1/23/2021	
# Cases via Suspected Community Transmission	19
# Cases via Outbreaks	0
Outbreak Explanation	
During the week of 1/17-1/23, there were no cases/patients associated with an outbreak.	

COVID-19-Like Illness (CLI) Visits
Quitman County, Mississippi
Jan. 04, 2020 - Jan. 23, 2021



*Counties with test percent positivity <5.0% or with <20 tests in past 14 days: Green; test percent positivity 5.0%-10.0% or with <500 tests and <2000 tests/100k and >10% positivity over 14 days: Yellow; >10.0% and not meeting the criteria for "Green" or "Yellow": Red. Test positivity is rounded to the nearest tenth of a percent before classifying. Reference: [Centers for Medicare and Medicaid Services](#)

**Provisional Data: Illnesses occurring during the last two weeks may not yet have been reported and/or represented.