

TUNICA COUNTY WEEKLY COVID-19 SNAPSHOT

WEEK ENDING JANUARY 23, 2021



Total Cases

890

Total Deaths

21

Total Incidence

(cases per 100,000)

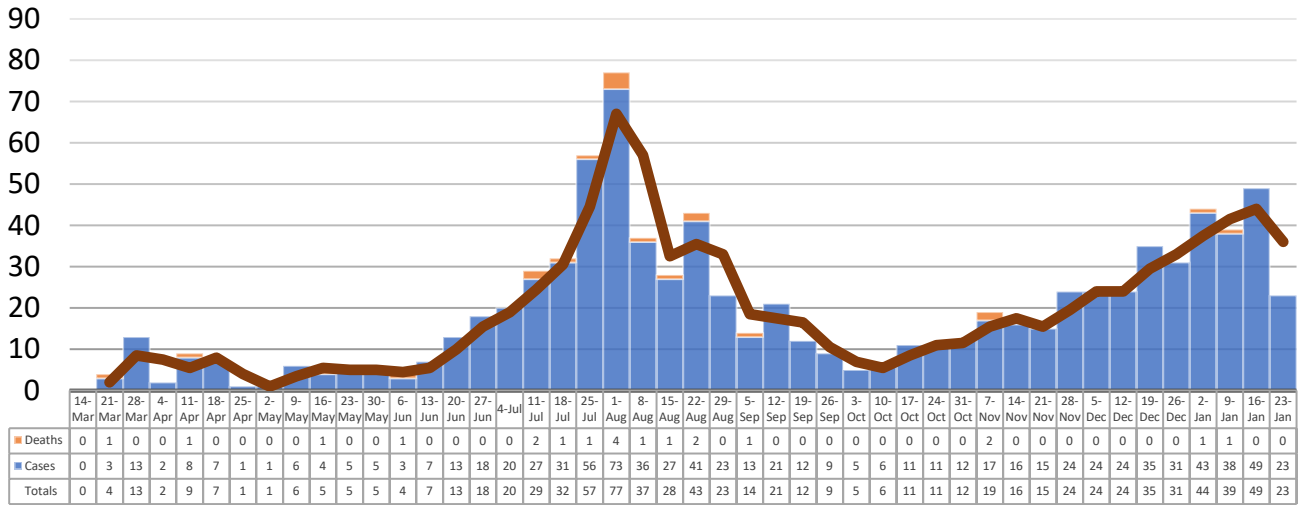
9240.0

*Test Positivity Rate

11.3%

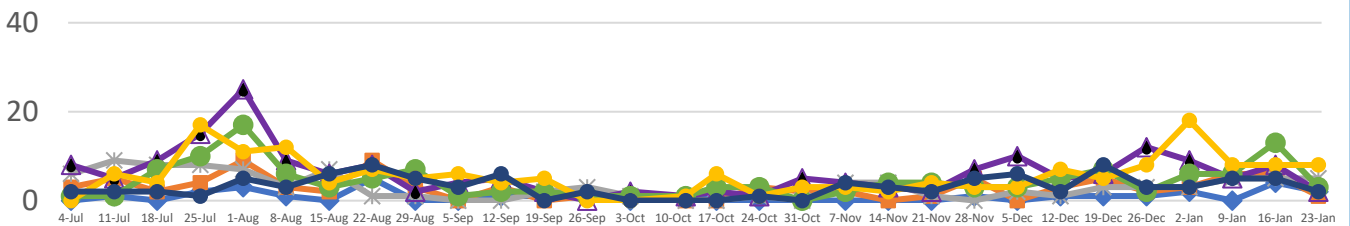
(1/7-1/20)

**Total Cases and Deaths, Through January 23, 2021



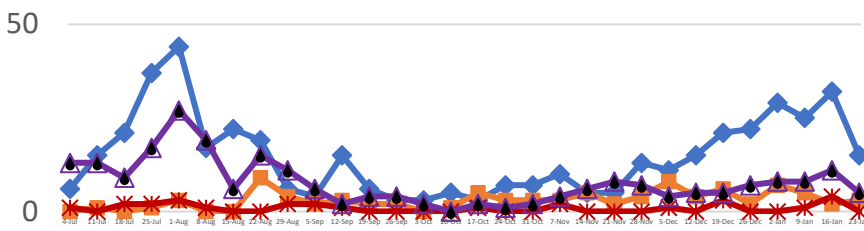
Total Cases, By Age July 2020-January 2021 (End of Week)

0-4 5-17 18-24 25-39 40-49 50-64 65+



Total Cases, By Race July 2020-January 2021 (End of Week)

Black White Other Unknown



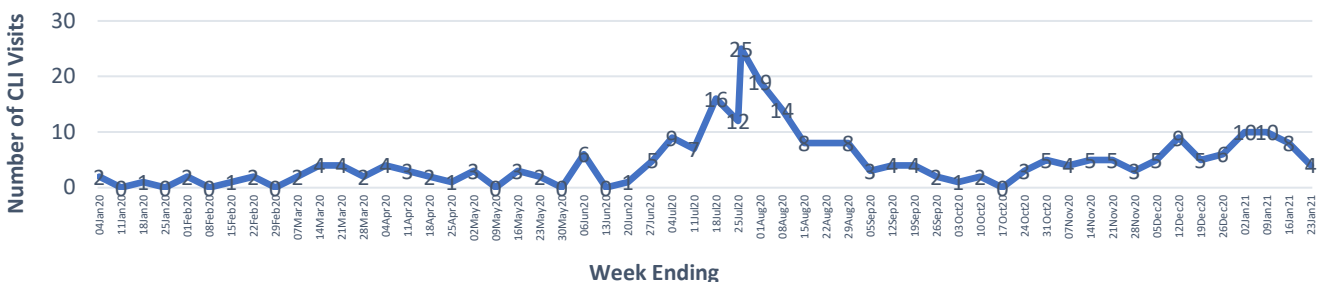
1/17/2021 – 1/23/2021

# Cases via Suspected Community Transmission	23
# Cases via Outbreaks	0

Outbreak Explanation

During the week of 1/17-1/23, there were no cases/patients associated with an outbreak.

COVID-19-Like Illness (CLI) Visits Tunica County, Mississippi Jan. 04, 2020 - Jan. 23, 2021



*Counties with test percent positivity <5.0% or with <20 tests in past 14 days: Green; test percent positivity 5.0%-10.0% or with <500 tests and <2000 tests/100k and >10% positivity over 14 days: Yellow; >10.0% and not meeting the criteria for "Green" or "Yellow": Red. Test positivity is rounded to the nearest tenth of a percent before classifying. Reference: [Centers for Medicare and Medicaid Services](#)

**Provisional Data: Illnesses occurring during the last two weeks may not yet have been reported and/or represented.