

# CLAIBORNE COUNTY WEEKLY COVID-19 SNAPSHOT

WEEK ENDING JANUARY 30, 2021



Total Cases

920

Total Deaths

26

Total Incidence

(cases per 100,000)

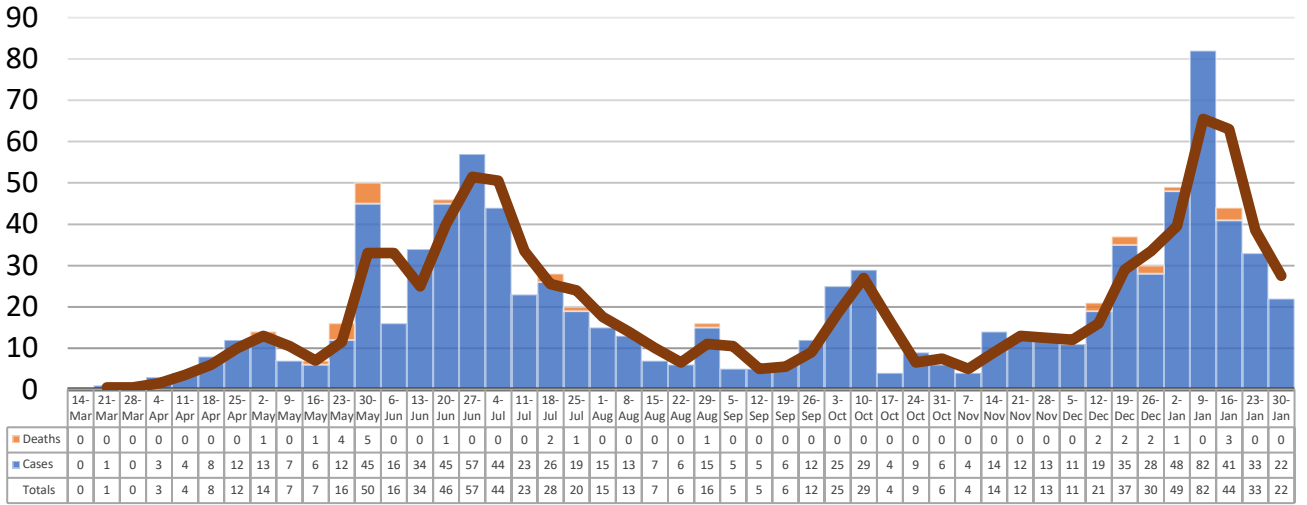
10235.9

\*Test Positivity Rate

16.3%

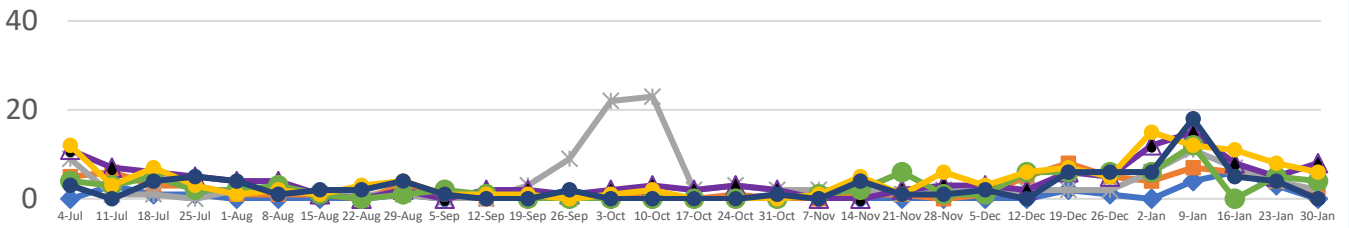
(1/14-1/27)

## \*\*Total Cases and Deaths, Through January 30, 2021



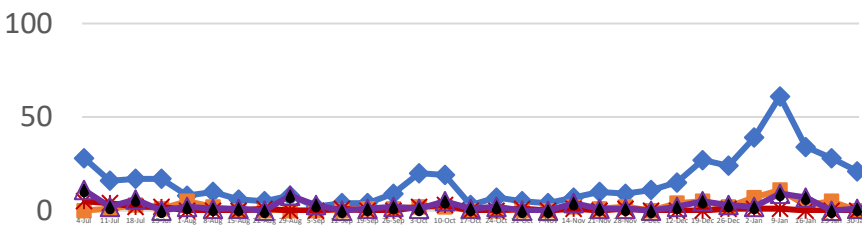
## Total Cases, By Age July 2020-January 2021 (End of Week)

0-4 5-17 18-24 25-39 40-49 50-64 65+



## Total Cases, By Race July 2020-January 2021 (End of Week)

Black White Other Unknown



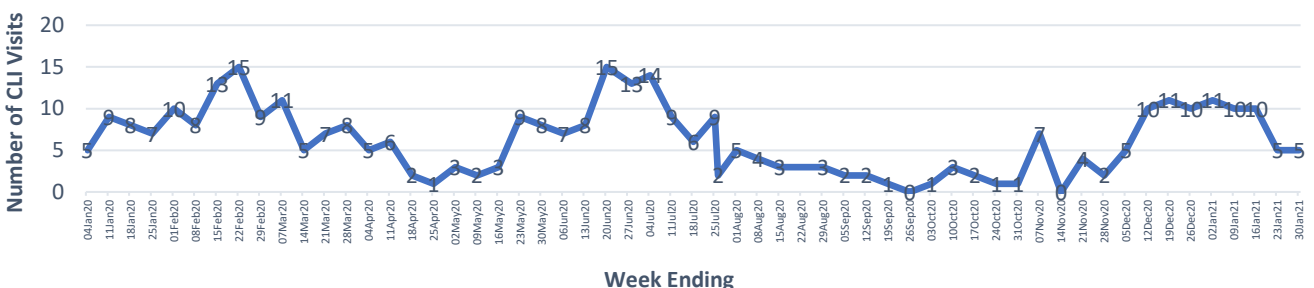
### 1/24/2021 – 1/30/2021

# Cases via Suspected Community Transmission	22
# Cases via Outbreaks	0

#### Outbreak Explanation

During the week of 1/24-1/30, there were no cases/patients associated with an outbreak.

## COVID-19-Like Illness (CLI) Visits Claiborne County, Mississippi Jan. 04, 2020 - Jan. 30, 2021



\*Counties with test percent positivity <5.0% or with <20 tests in past 14 days: Green; test percent positivity 5.0%-10.0% or with <500 tests and <2000 tests/100k and >10% positivity over 14 days: Yellow; >10.0% and not meeting the criteria for "Green" or "Yellow": Red. Test positivity is rounded to the nearest tenth of a percent before classifying. Reference: [Centers for Medicare and Medicaid Services](https://www.cms.gov/medicare/medicaid-coverage/eligibility)

\*\*Provisional Data: Illnesses occurring during the last two weeks may not yet have been reported and/or represented.