

# HOLMES COUNTY WEEKLY COVID-19 SNAPSHOT

WEEK ENDING JANUARY 30, 2021



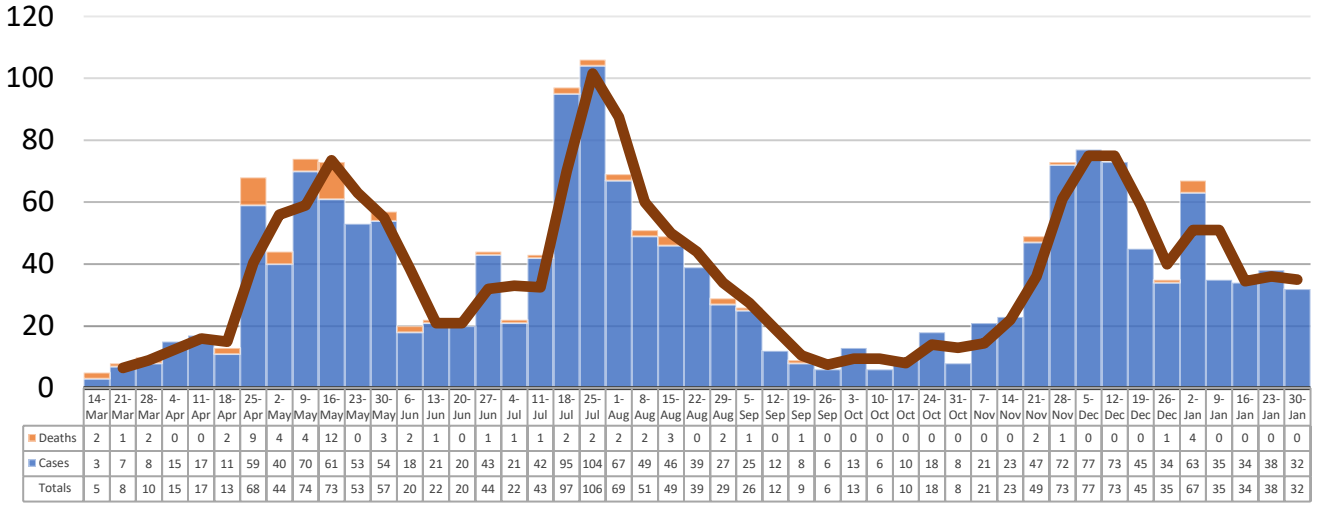
**Total Cases**  
**1759**

**Total Deaths**  
**68**

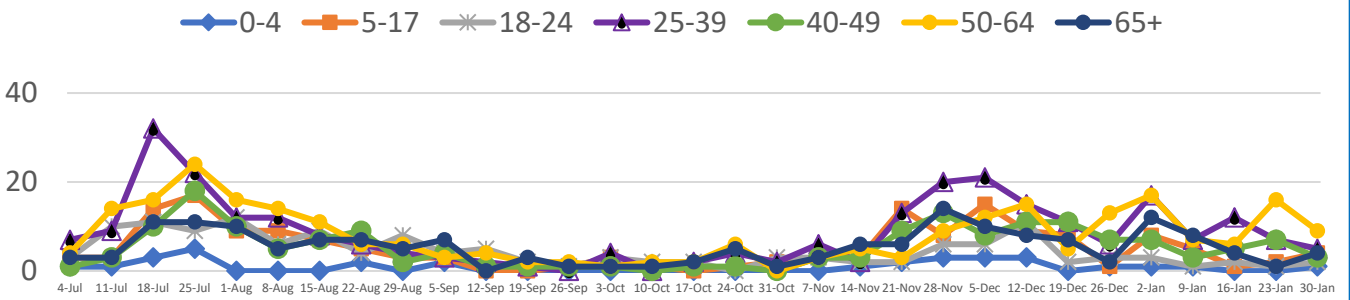
**Total Incidence**  
(cases per 100,000)  
**10341.0**

**\*Test Positivity Rate**  
**10.8%**  
(1/14-1/27)

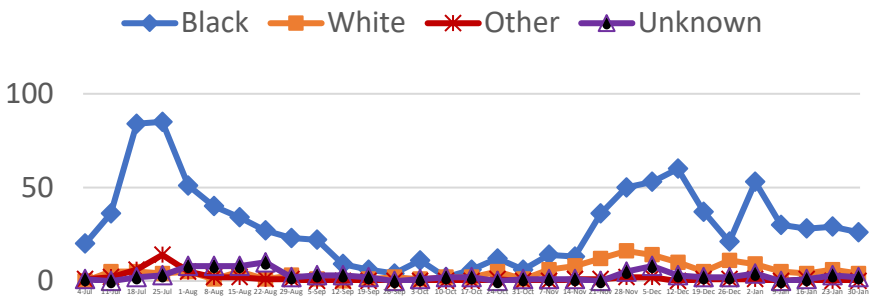
**\*\*Total Cases and Deaths, Through January 30, 2021**



**Total Cases, By Age**  
July 2020-January 2021 (End of Week)



**Total Cases, By Race**  
July 2020-January 2021 (End of Week)



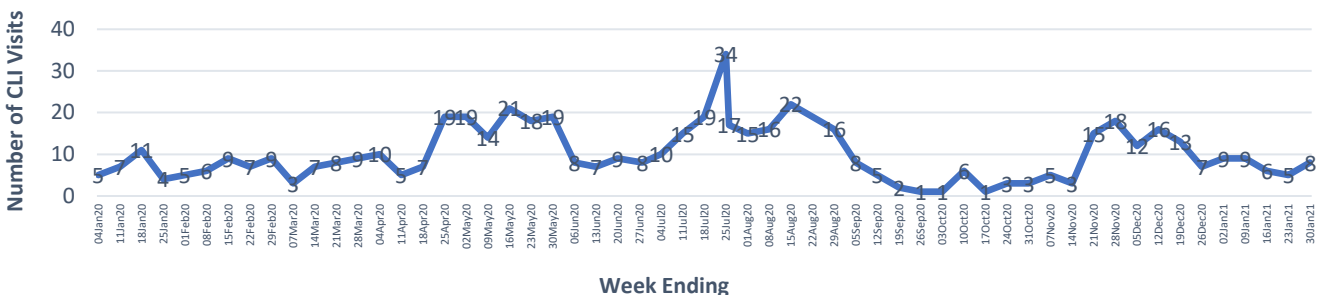
**1/24/2021 – 1/30/2021**

# Cases via Suspected Community Transmission	30
# Cases via Outbreaks	2

**Outbreak Explanation**

During the week of 1/24-1/30, one (1) case/patient was associated with an outbreak in a Long-Term Care Facility; one (1) case was associated with a pending outbreak investigation.

**COVID-19-Like Illness (CLI) Visits**  
Holmes County, Mississippi  
Jan. 04, 2020 - Jan. 30, 2021



\*Counties with test percent positivity <5.0% or with <20 tests in past 14 days: Green; test percent positivity 5.0%-10.0% or with <500 tests and <2000 tests/100k and >10% positivity over 14 days: Yellow; >10.0% and not meeting the criteria for "Green" or "Yellow": Red. Test positivity is rounded to the nearest tenth of a percent before classifying. Reference: [Centers for Medicare and Medicaid Services](#)

\*\*Provisional Data: Illnesses occurring during the last two weeks may not yet have been reported and/or represented.