

# KEMPER COUNTY WEEKLY COVID-19 SNAPSHOT

WEEK ENDING JANUARY 30, 2021



Total Cases

839

Total Deaths

21

Total Incidence

(cases per 100,000)

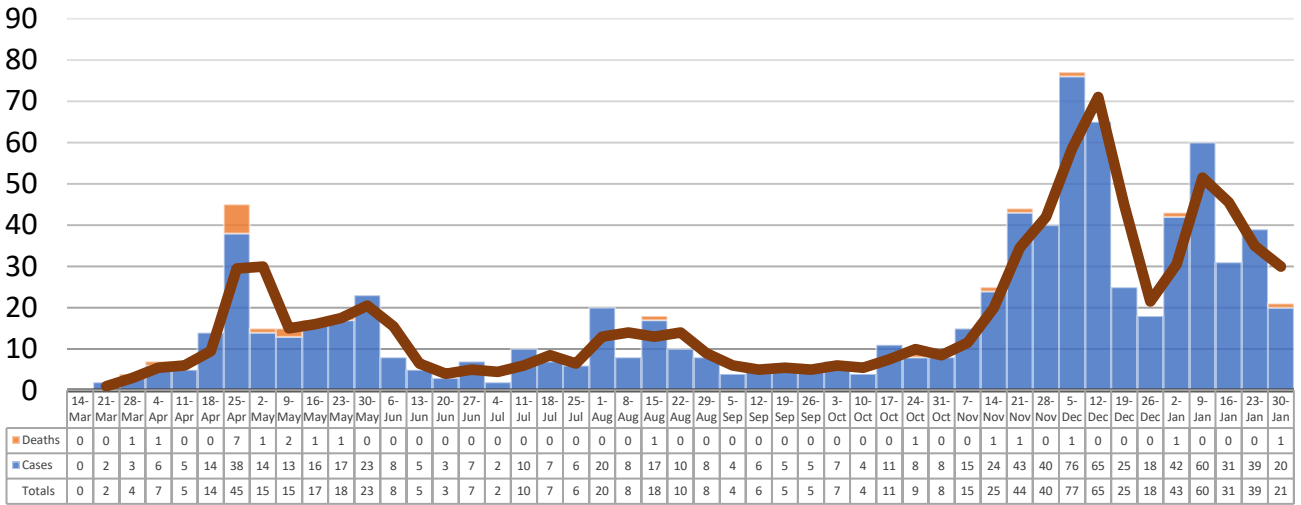
8612.2

\*Test Positivity Rate

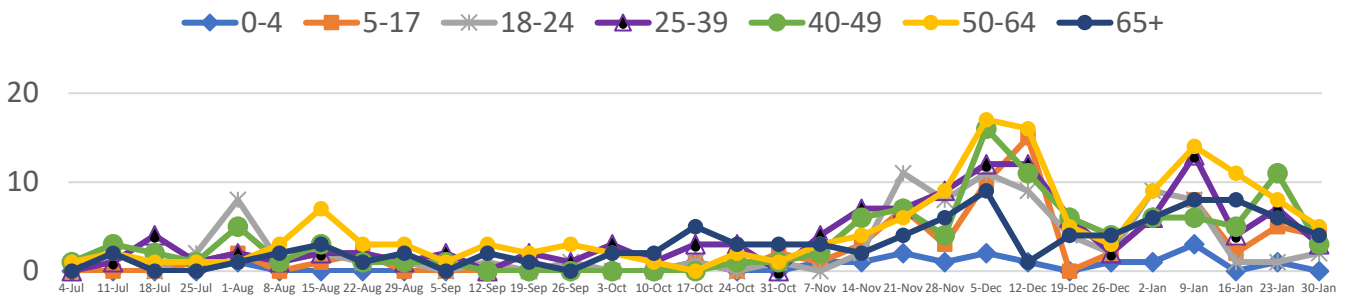
9.3%

(1/14-1/27)

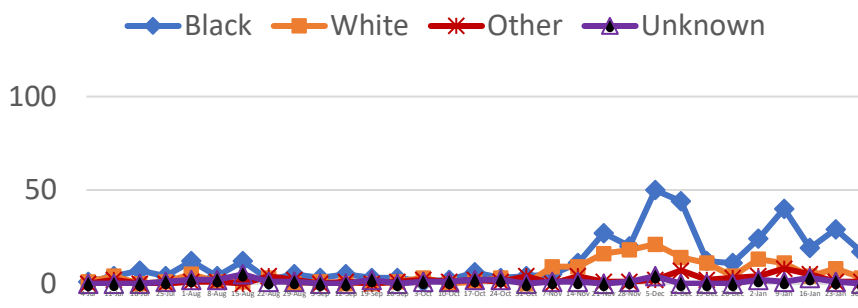
## \*\*Total Cases and Deaths, Through January 30, 2021



## Total Cases, By Age July 2020-January 2021 (End of Week)



## Total Cases, By Race July 2020-January 2021 (End of Week)



### 1/24/2021 – 1/30/2021

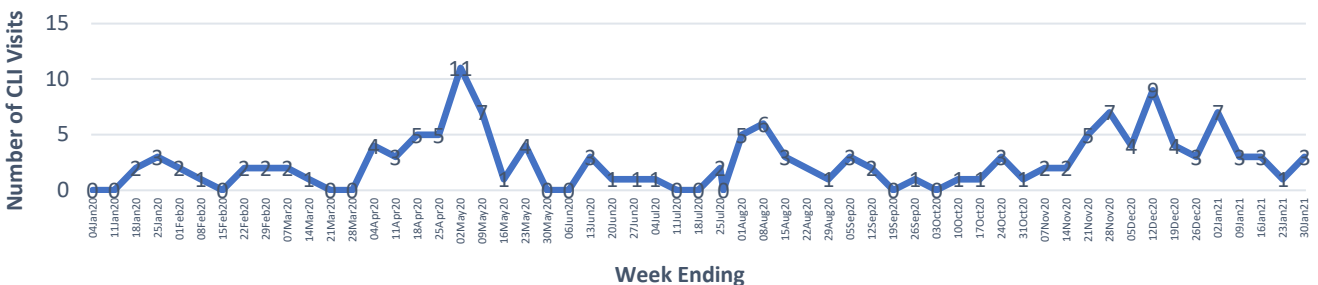
# Cases via Suspected Community Transmission	20
--	----

# Cases via Outbreaks	1
-----------------------	---

#### Outbreak Explanation

During the week of 1/24-1/30, one (1) case/patient was associated with a pending outbreak investigation.

## COVID-19-Like Illness (CLI) Visits Kemper County, Mississippi Jan. 04, 2020 - Jan. 30, 2021



\*Counties with test percent positivity <5.0% or with <20 tests in past 14 days: Green; test percent positivity 5.0%-10.0% or with <500 tests and <2000 tests/100k and >10% positivity over 14 days: Yellow; >10.0% and not meeting the criteria for "Green" or "Yellow": Red. Test positivity is rounded to the nearest tenth of a percent before classifying. Reference: [Centers for Medicare and Medicaid Services](https://www.cms.gov/medicare/medicaid-support/eligibility/medicaid-eligibility)

\*\*Provisional Data: Illnesses occurring during the last two weeks may not yet have been reported and/or represented.