

LAUDERDALE COUNTY WEEKLY COVID-19 SNAPSHOT

WEEK ENDING JANUARY 30, 2021



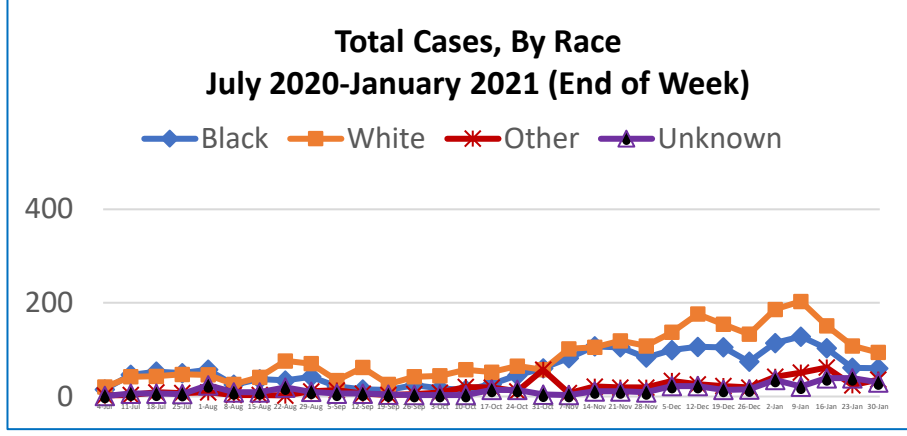
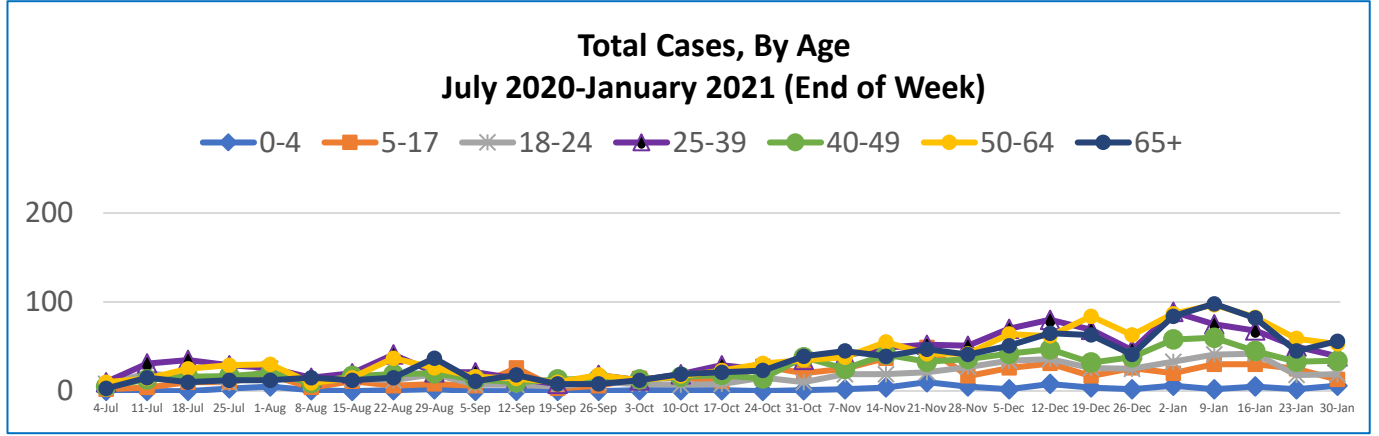
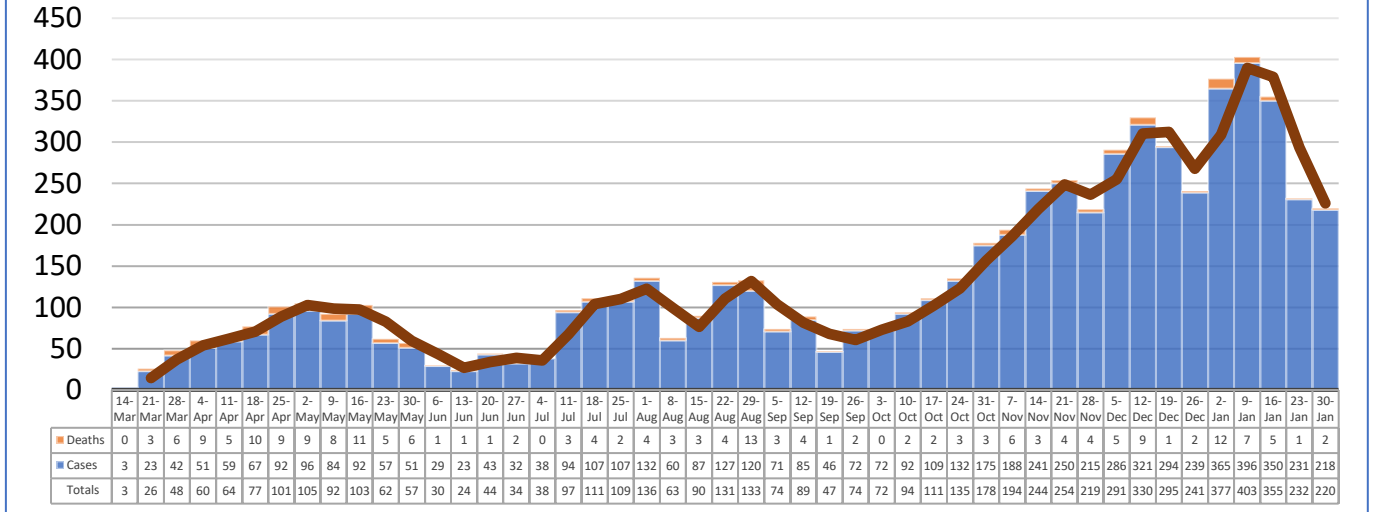
Total Cases
6368

Total Deaths
203

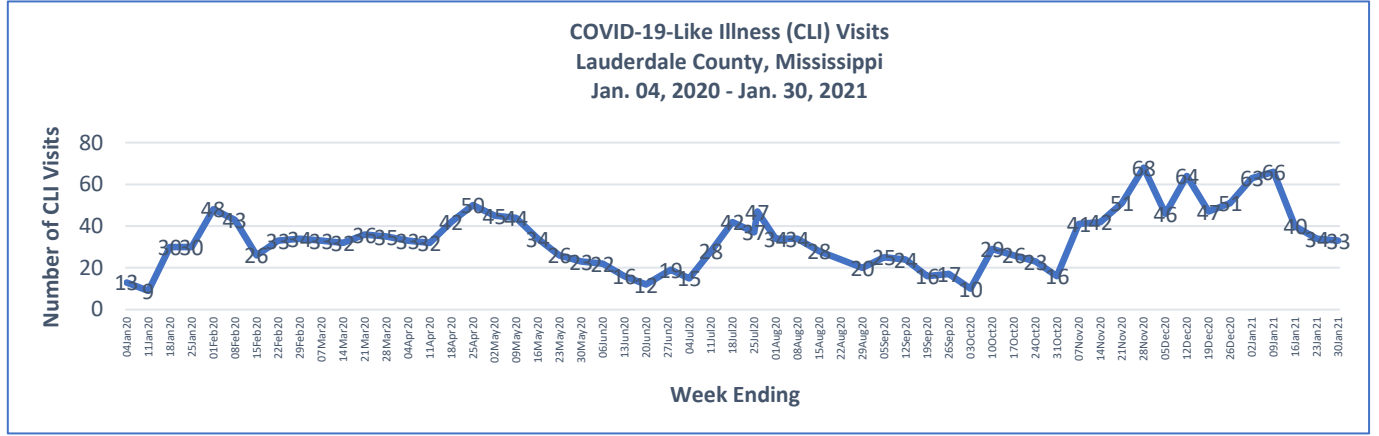
Total Incidence
(cases per 100,000)
8590.9

***Test Positivity Rate**
13.3%
(1/14-1/27)

**Total Cases and Deaths, Through January 30, 2021



1/24/2021 – 1/30/2021	
# Cases via Suspected Community Transmission	210
# Cases via Outbreaks	10
Outbreak Explanation	
During the week of 1/24-1/30, six (6) cases/patients were associated with outbreaks in Long-Term Care Facilities (LTCF); two (2) cases were associated with outbreaks in residential care facilities; two (2) cases were associated with pending outbreak investigations.	



*Counties with test percent positivity <5.0% or with <20 tests in past 14 days: Green; test percent positivity 5.0%-10.0% or with <500 tests and <2000 tests/100k and >10% positivity over 14 days: Yellow; >10.0% and not meeting the criteria for "Green" or "Yellow": Red. Test positivity is rounded to the nearest tenth of a percent before classifying. Reference: [Centers for Medicare and Medicaid Services](#)

**Provisional Data: Illnesses occurring during the last two weeks may not yet have been reported and/or represented.