

SIMPSON COUNTY WEEKLY COVID-19 SNAPSHOT

WEEK ENDING JANUARY 30, 2021



Total Cases

2499

Total Deaths

74

Total Incidence

(cases per 100,000)

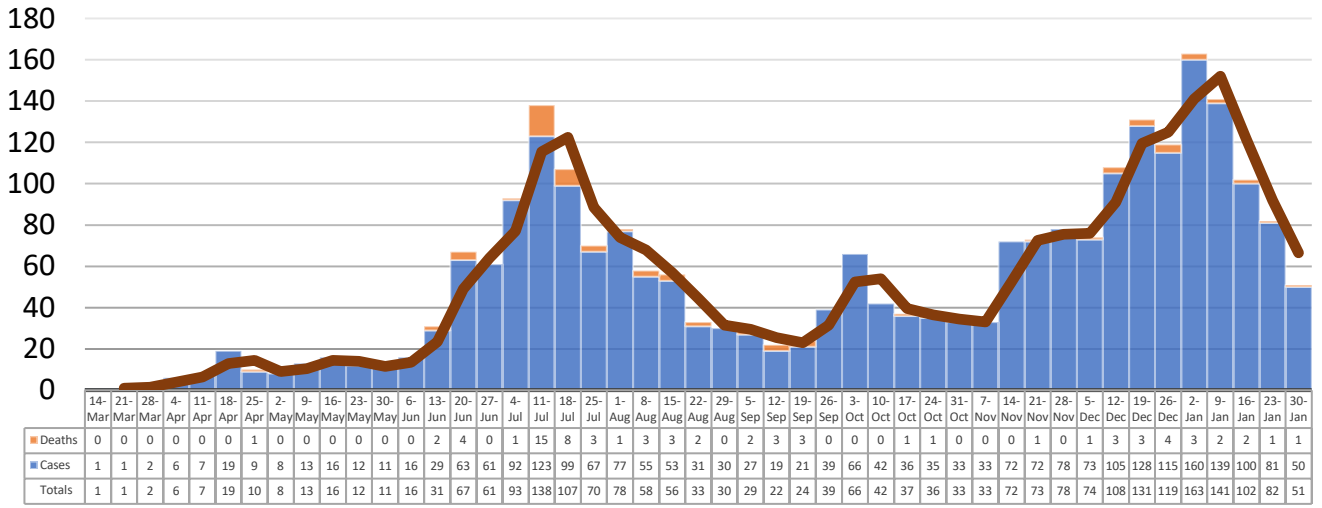
9374.3

*Test Positivity Rate

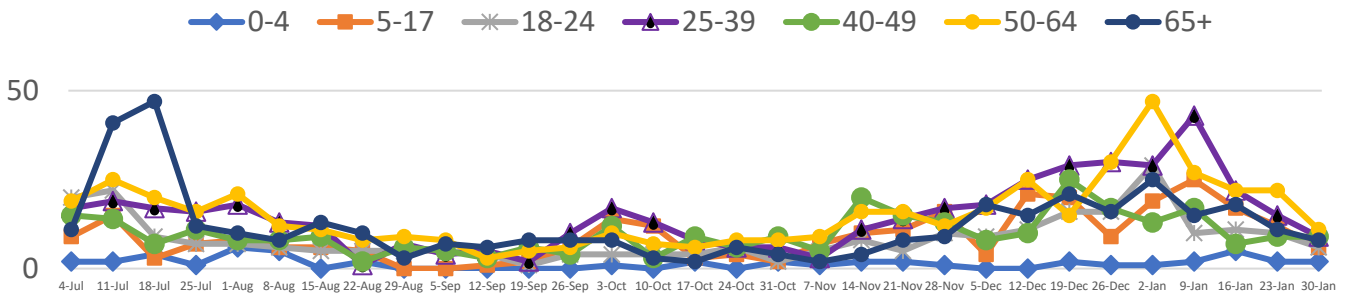
14.2%

(1/14-1/27)

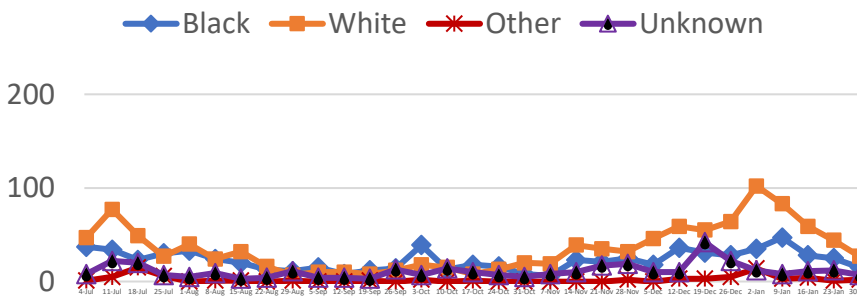
**Total Cases and Deaths, Through January 30, 2021



Total Cases, By Age July 2020-January 2021 (End of Week)



Total Cases, By Race July 2020-January 2021 (End of Week)



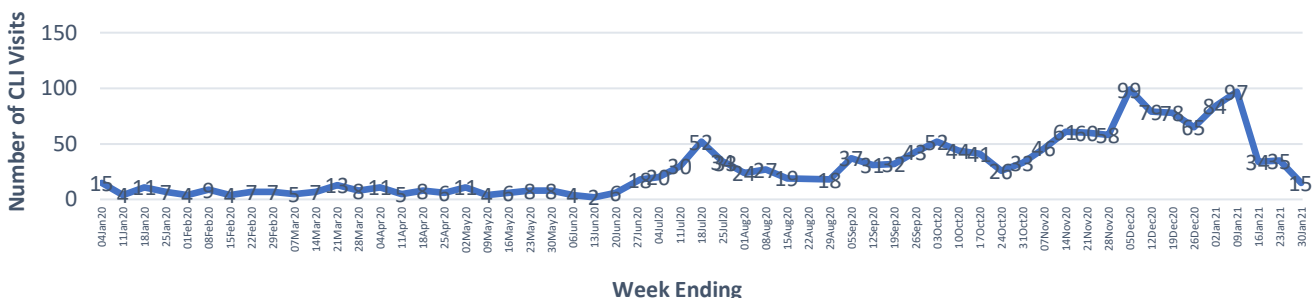
1/24/2021 – 1/30/2021

# Cases via Suspected Community Transmission	47
# Cases via Outbreaks	4

Outbreak Explanation

During the week of 1/24-1/30, two (2) cases/patients were associated with outbreaks in Long-Term Care Facilities (LTCF); one (1) case was associated with an outbreak in a correctional facility; one (1) case was associated with a pending outbreak investigation.

COVID-19-Like Illness (CLI) Visits Simpson County, Mississippi Jan. 04, 2020 - Jan. 30, 2021



*Counties with test percent positivity <5.0% or with <20 tests in past 14 days: Green; test percent positivity 5.0%-10.0% or with <500 tests and <2000 tests/100k and >10% positivity over 14 days: Yellow; >10.0% and not meeting the criteria for "Green" or "Yellow": Red. Test positivity is rounded to the nearest tenth of a percent before classifying. Reference: [Centers for Medicare and Medicaid Services](https://www.cms.gov/medicare/medicaid-services)

**Provisional Data: Illnesses occurring during the last two weeks may not yet have been reported and/or represented.