

# DESOTO COUNTY WEEKLY COVID-19 SNAPSHOT

WEEK ENDING FEBRUARY 6, 2021



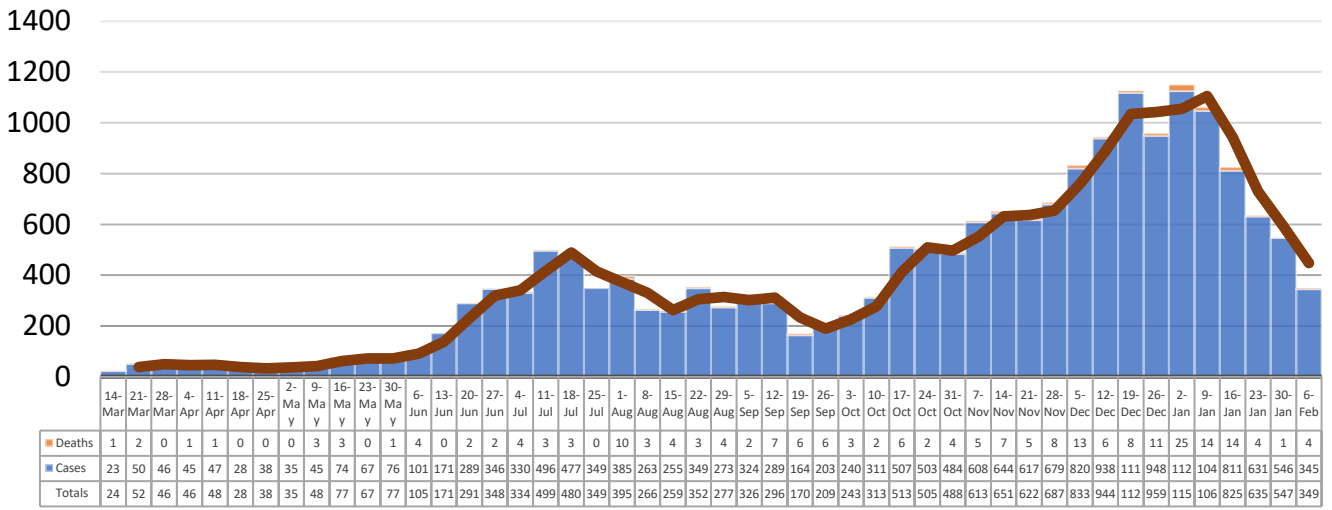
**Total Cases**  
**18,783**

**Total Deaths**  
**217**

**Total Incidence**  
(cases per 100,000)  
**10156.0**

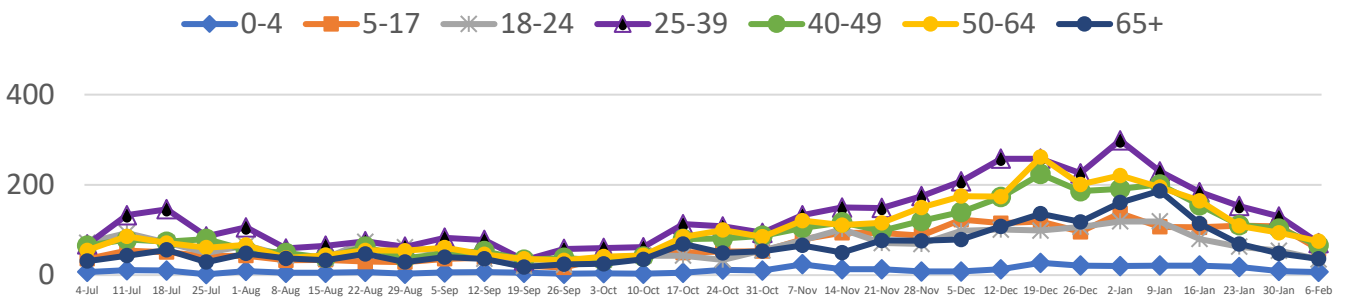
**\*Test Positivity Rate**  
**12.6%**  
(1/21-2/3)

## \*\*Total Cases and Deaths, Through February 6, 2021



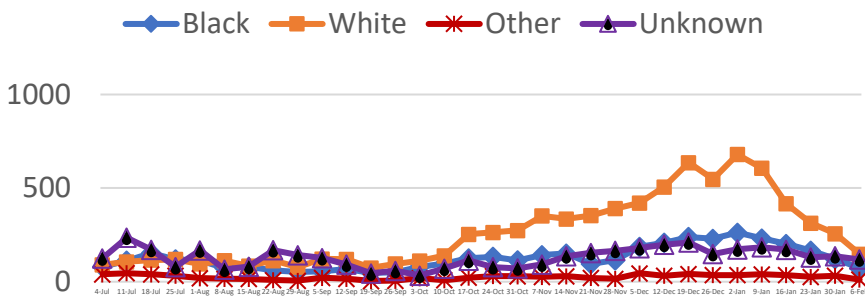
## Total Cases, By Age

July 2020-February 2021 (End of Week)



## Total Cases, By Race

July 2020-February 2021 (End of Week)



### 1/31/2021 – 2/6/2021

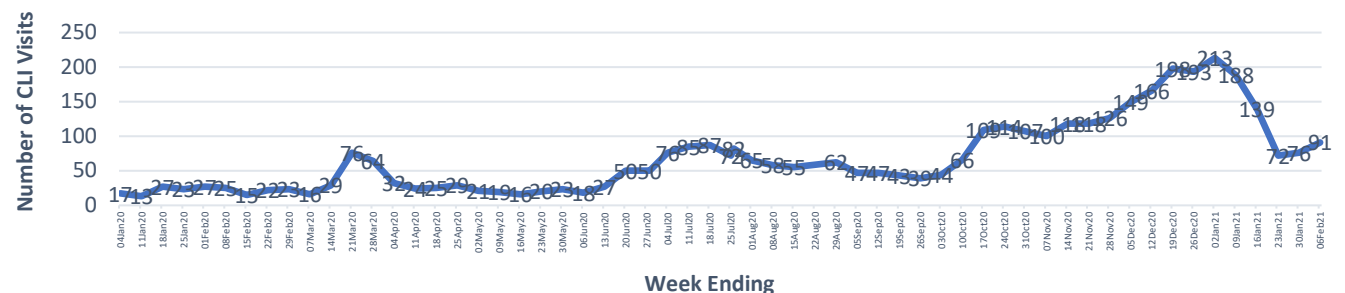
# Cases via Suspected Community Transmission	347
# Cases via Outbreaks	2

#### Outbreak Explanation

During the week of 1/31-2/6, two (2) cases/patients were associated with pending outbreak investigations.

## COVID-19-Like Illness (CLI) Visits

Desoto County, Mississippi  
Jan. 04, 2020 - Feb. 06, 2021



\*Counties with test percent positivity <5.0% or with <20 tests in past 14 days: Green; test percent positivity 5.0%-10.0% or with <500 tests and <2000 tests/100k and >10% positivity over 14 days: Yellow; >10.0% and not meeting the criteria for "Green" or "Yellow": Red. Test positivity is rounded to the nearest tenth of a percent before classifying. Reference: [Centers for Medicare and Medicaid Services](https://www.dhs.gov/medicaid-services)

\*\*Provisional Data: Illnesses occurring during the last two weeks may not yet have been reported and/or represented.