

HINDS COUNTY WEEKLY COVID-19 SNAPSHOT

WEEK ENDING FEBRUARY 6, 2021



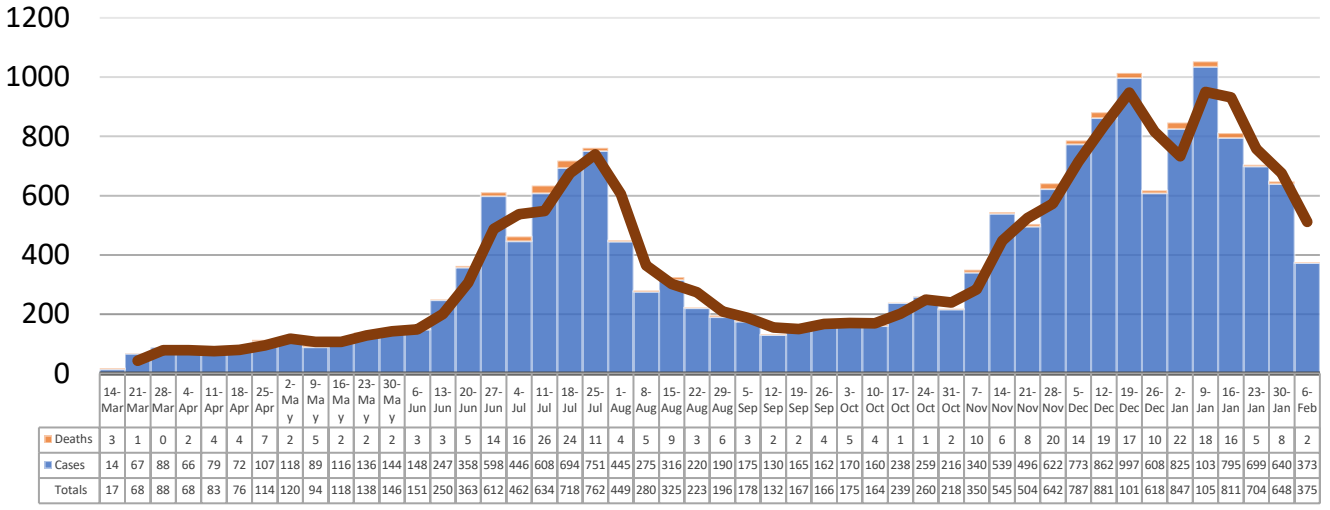
Total Cases
18,038

Total Deaths
362

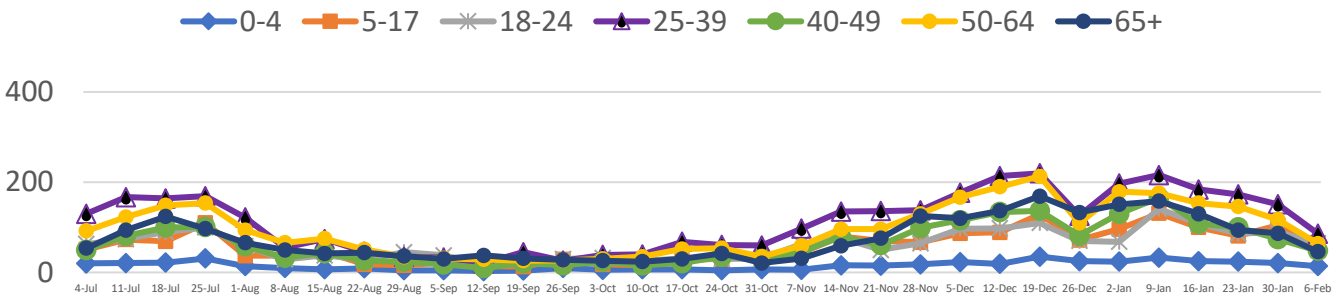
Total Incidence
(cases per 100,000)
7780.4

***Test Positivity Rate**
10.8%
(1/21-2/3)

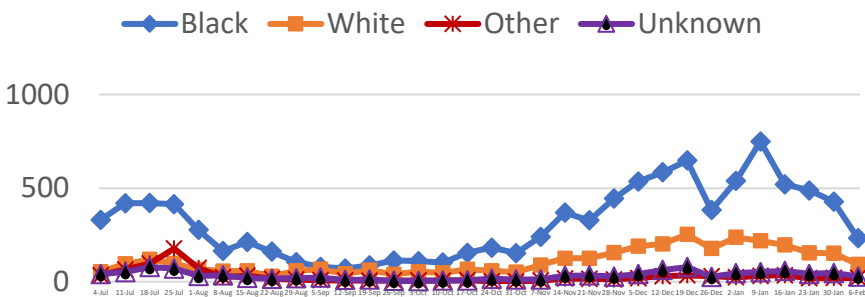
****Total Cases and Deaths, Through February 6, 2021**



Total Cases, By Age
July 2020-February 2021 (End of Week)



Total Cases, By Race
July 2020-February 2021 (End of Week)



1/31/2021 – 2/6/2021

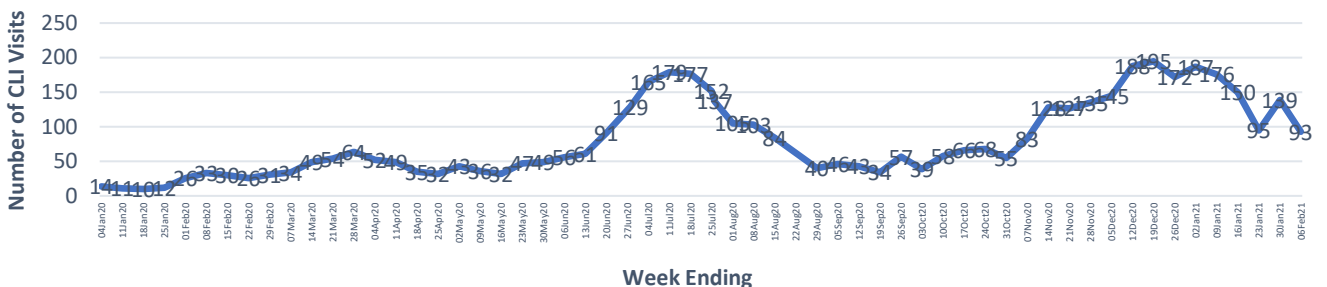
Cases via Suspected Community Transmission: **362**

Cases via Outbreaks: **13**

Outbreak Explanation

During the week of 1/31-2/6, ten (10) cases/patients were associated with outbreaks in Long-Term Care Facilities (LTCF); three (3) cases were associated with pending outbreak investigations.

COVID-19-Like Illness (CLI) Visits
Hinds County, Mississippi
Jan. 04, 2020 - Feb. 06, 2021



*Counties with test percent positivity <5.0% or with <20 tests in past 14 days: Green; test percent positivity 5.0%-10.0% or with <500 tests and <2000 tests/100k and >10% positivity over 14 days: Yellow; >10.0% and not meeting the criteria for "Green" or "Yellow": Red. Test positivity is rounded to the nearest tenth of a percent before classifying. Reference: [Centers for Medicare and Medicaid Services](https://www.cms.gov/medicare/medicaid-coverage/medicaid-services)

**Provisional Data: Illnesses occurring during the last two weeks may not yet have been reported and/or represented.