

# KEMPER COUNTY WEEKLY COVID-19 SNAPSHOT

WEEK ENDING FEBRUARY 6, 2021



Total Cases

858

Total Deaths

21

Total Incidence

(cases per 100,000)

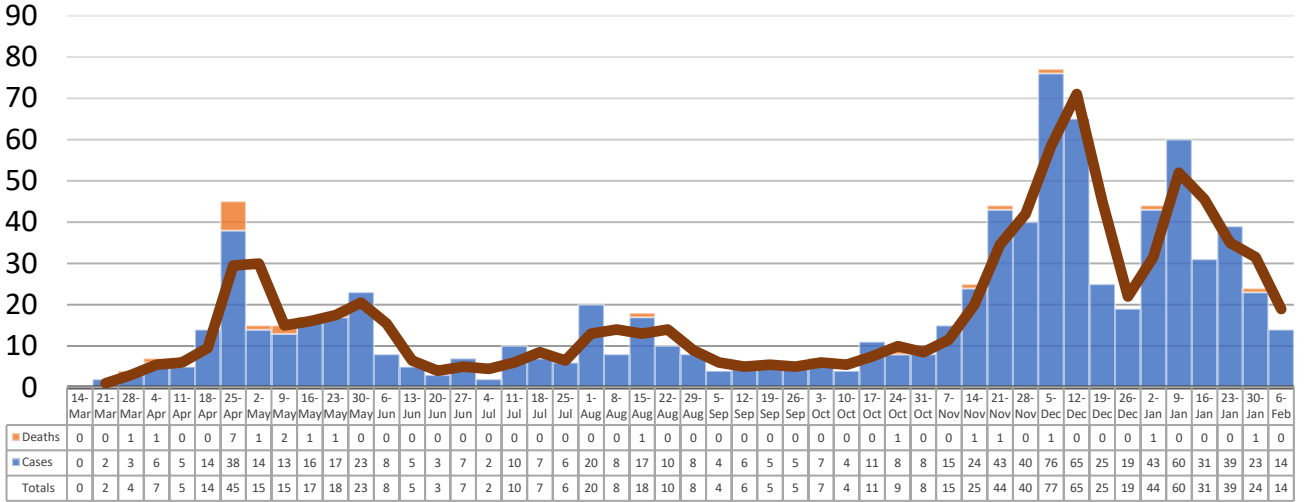
8807.2

\*Test Positivity Rate

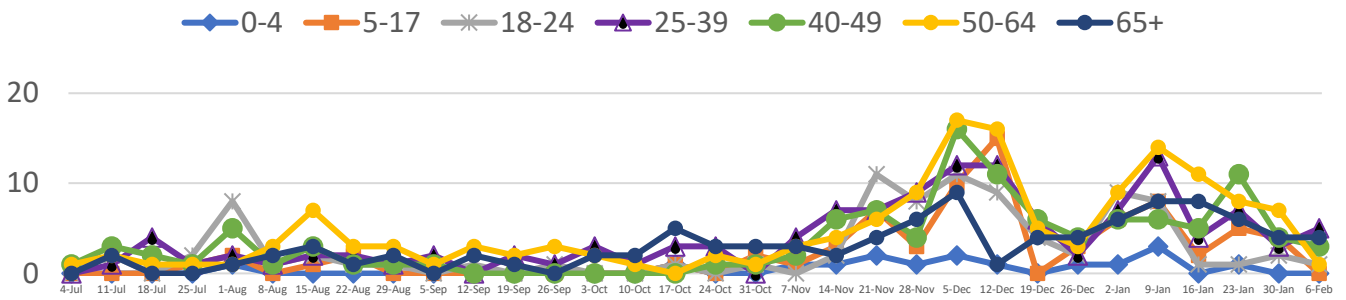
7.5%

(1/21-2/3)

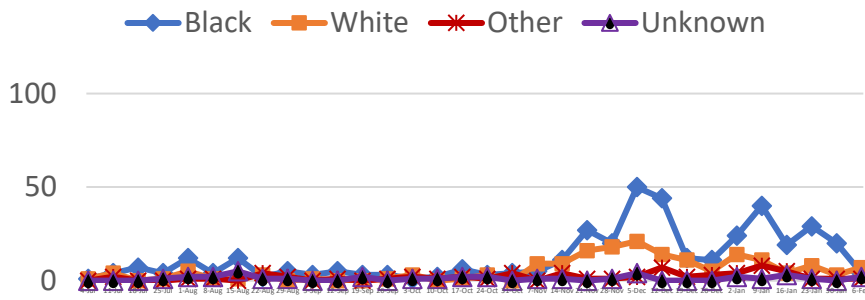
## \*\*Total Cases and Deaths, Through February 6, 2021



## Total Cases, By Age July 2020-February 2021 (End of Week)



## Total Cases, By Race July 2020-February 2021 (End of Week)



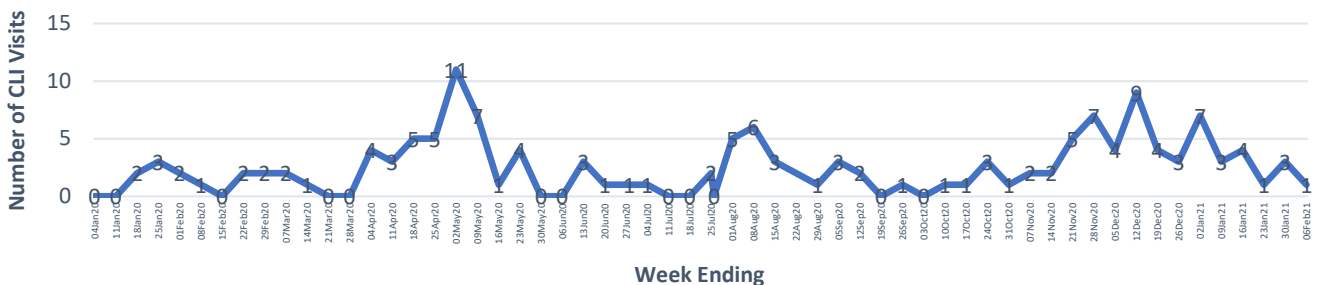
### 1/31/2021 – 2/6/2021

# Cases via Suspected Community Transmission	14
# Cases via Outbreaks	0

#### Outbreak Explanation

During the week of 1/31-2/6, there were no cases/patients associated with an outbreak.

## COVID-19-Like Illness (CLI) Visits Kemper County, Mississippi Jan. 04, 2020 - Feb. 06, 2021



\*Counties with test percent positivity <5.0% or with <20 tests in past 14 days: Green; test percent positivity 5.0%-10.0% or with <500 tests and <2000 tests/100k and >10% positivity over 14 days: Yellow; >10.0% and not meeting the criteria for "Green" or "Yellow": Red. Test positivity is rounded to the nearest tenth of a percent before classifying. Reference: [Centers for Medicare and Medicaid Services](https://www.cms.gov/medicare/medicaid-support/medicaid-services)

\*\*Provisional Data: Illnesses occurring during the last two weeks may not yet have been reported and/or represented.