

NEWTON COUNTY WEEKLY COVID-19 SNAPSHOT

WEEK ENDING FEBRUARY 6, 2021



Total Cases

2118

Total Deaths

49

Total Incidence

(cases per 100,000)

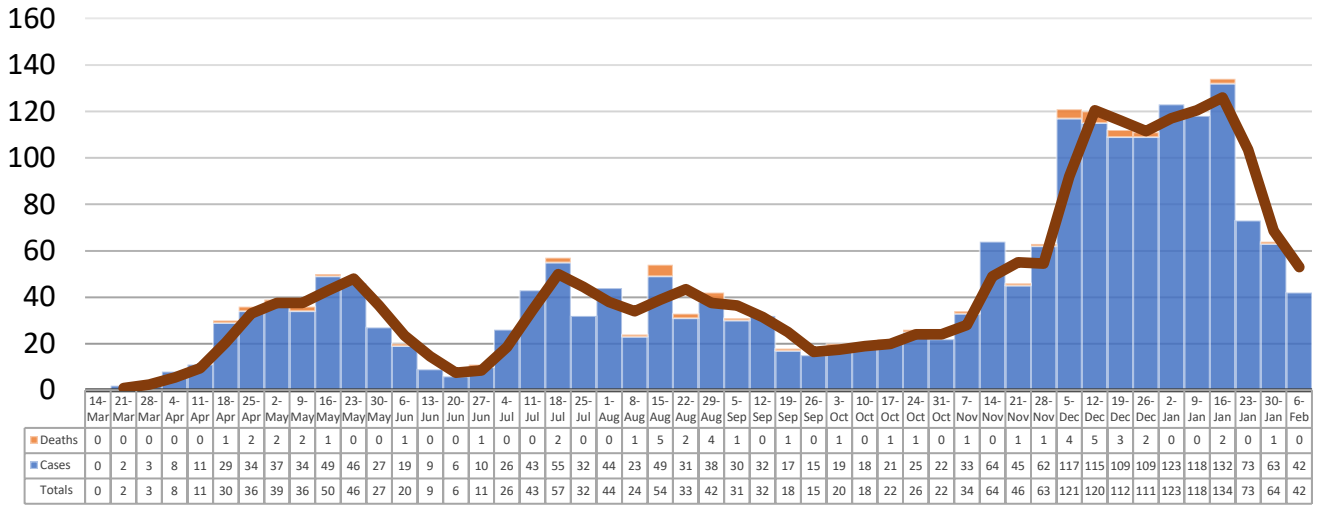
10077.1

*Test Positivity Rate

12.7%

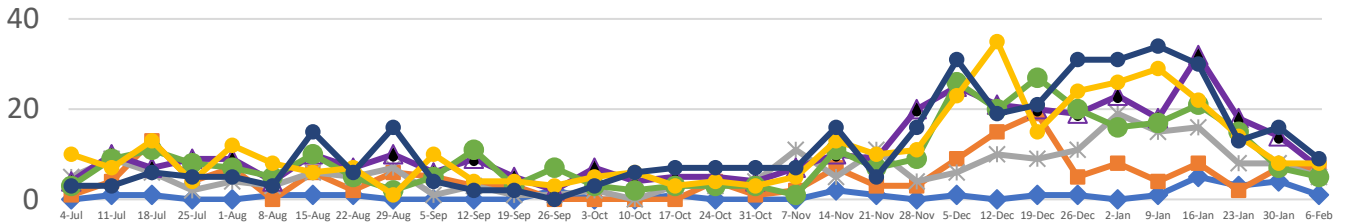
(1/21-2/3)

**Total Cases and Deaths, Through February 6, 2021



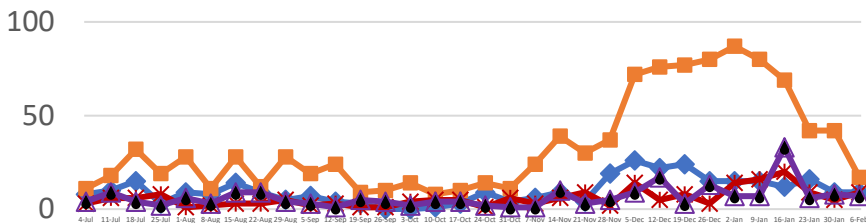
Total Cases, By Age July 2020-February 2021 (End of Week)

0-4 5-17 18-24 25-39 40-49 50-64 65+



Total Cases, By Race July 2020-February 2021 (End of Week)

Black White Other Unknown



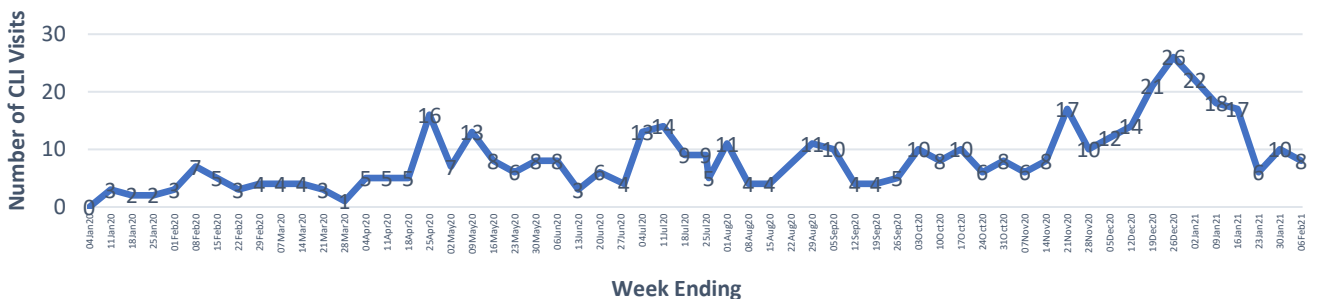
1/31/2021 – 2/6/2021

# Cases via Suspected Community Transmission	42
# Cases via Outbreaks	0

Outbreak Explanation

During the week of 1/31-2/6, there were no cases/patients associated with an outbreak.

COVID-19-Like Illness (CLI) Visits Newton County, Mississippi Jan. 04, 2020 - Feb. 06, 2021



*Counties with test percent positivity <5.0% or with <20 tests in past 14 days: Green; test percent positivity 5.0%-10.0% or with <500 tests and <2000 tests/100k and >10% positivity over 14 days: Yellow; >10.0% and not meeting the criteria for "Green" or "Yellow": Red. Test positivity is rounded to the nearest tenth of a percent before classifying. Reference: [Centers for Medicare and Medicaid Services](#)

**Provisional Data: Illnesses occurring during the last two weeks may not yet have been reported and/or represented.