

SIMPSON COUNTY WEEKLY COVID-19 SNAPSHOT

WEEK ENDING FEBRUARY 6, 2021



Total Cases

2560

Total Deaths

77

Total Incidence

(cases per 100,000)

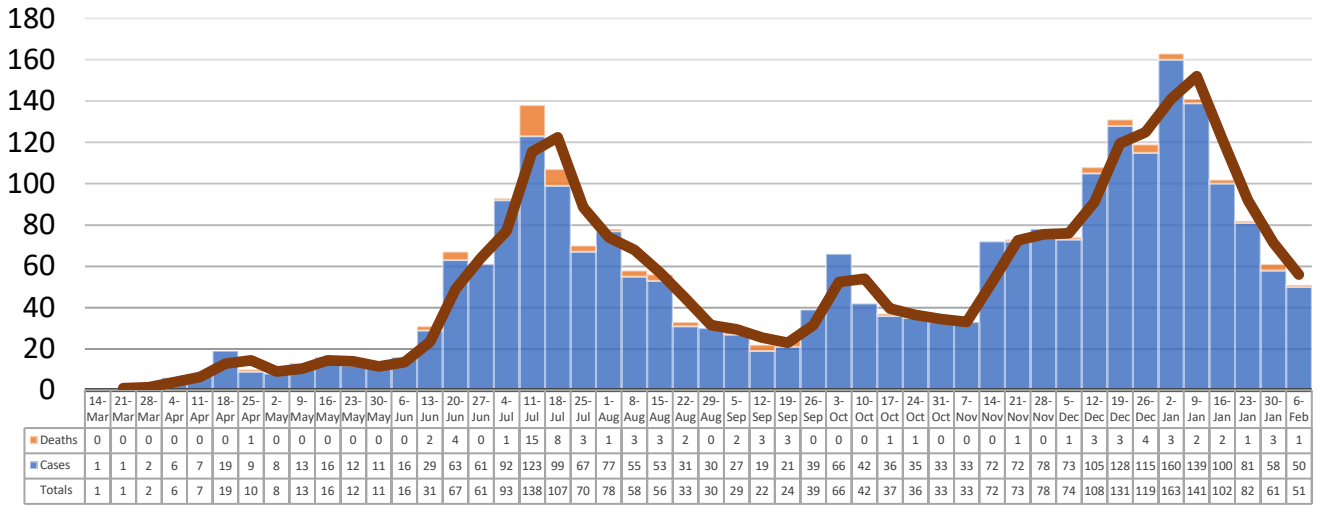
9603.1

*Test Positivity Rate

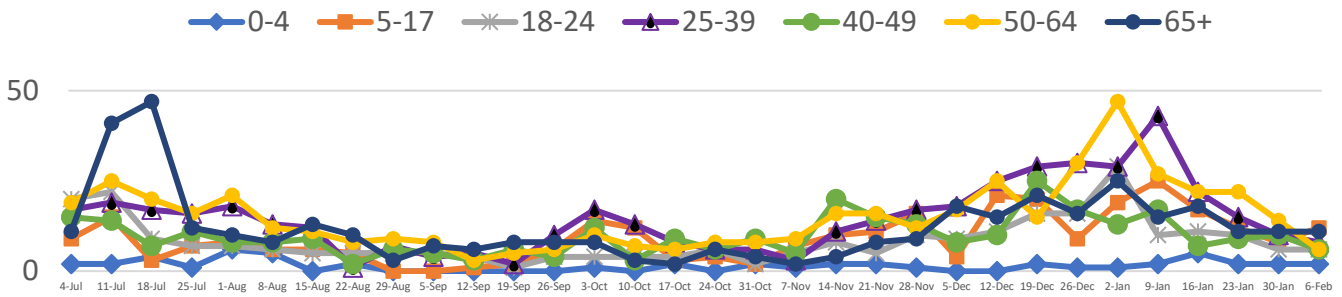
10.5%

(1/21-2/3)

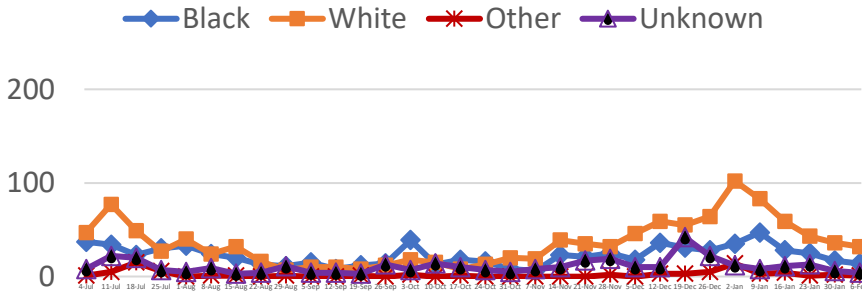
**Total Cases and Deaths, Through February 6, 2021



Total Cases, By Age July 2020-February 2021 (End of Week)



Total Cases, By Race July 2020-February 2021 (End of Week)



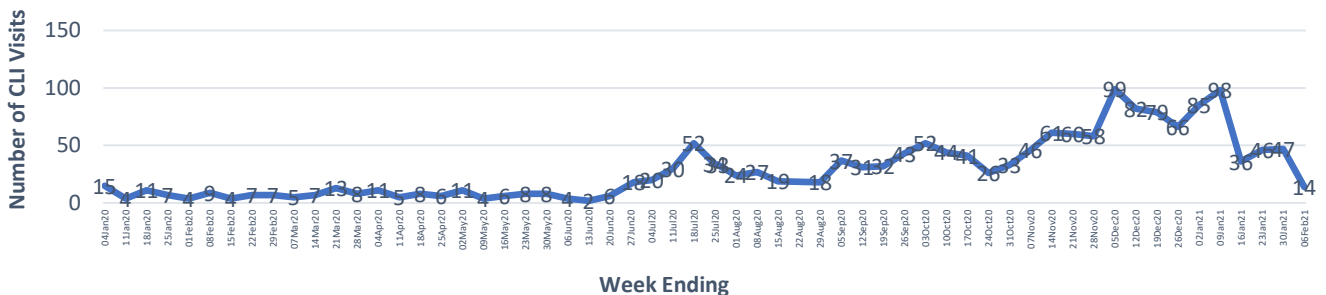
1/31/2021 – 2/6/2021

# Cases via Suspected Community Transmission	49
# Cases via Outbreaks	2

Outbreak Explanation

During the week of 1/31-2/6, one (1) case was associated with an outbreak in a Long-Term Care Facility (LTCF); one (1) case was associated with an outbreak in a residential care facility.

COVID-19-Like Illness (CLI) Visits Simpson County, Mississippi Jan. 04, 2020 - Feb. 06, 2021



*Counties with test percent positivity <5.0% or with <20 tests in past 14 days: Green; test percent positivity 5.0%-10.0% or with <500 tests and <2000 tests/100k and >10% positivity over 14 days: Yellow; >10.0% and not meeting the criteria for "Green" or "Yellow": Red. Test positivity is rounded to the nearest tenth of a percent before classifying. Reference: [Centers for Medicare and Medicaid Services](#)

**Provisional Data: Illnesses occurring during the last two weeks may not yet have been reported and/or represented.