

SMITH COUNTY WEEKLY COVID-19 SNAPSHOT

WEEK ENDING FEBRUARY 6, 2021



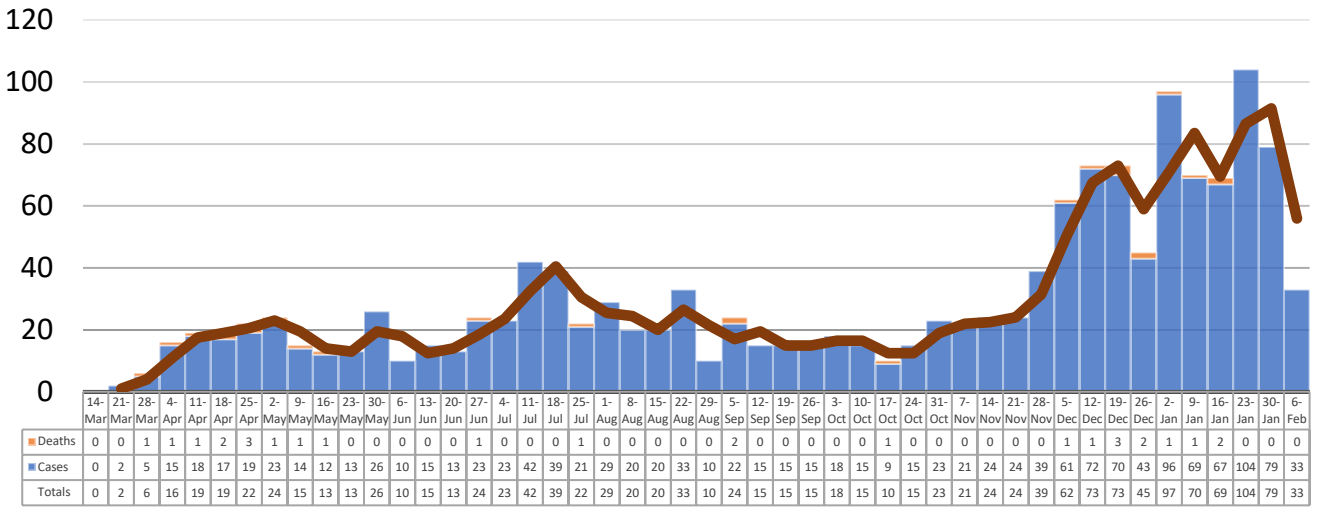
Total Cases
1438

Total Deaths
27

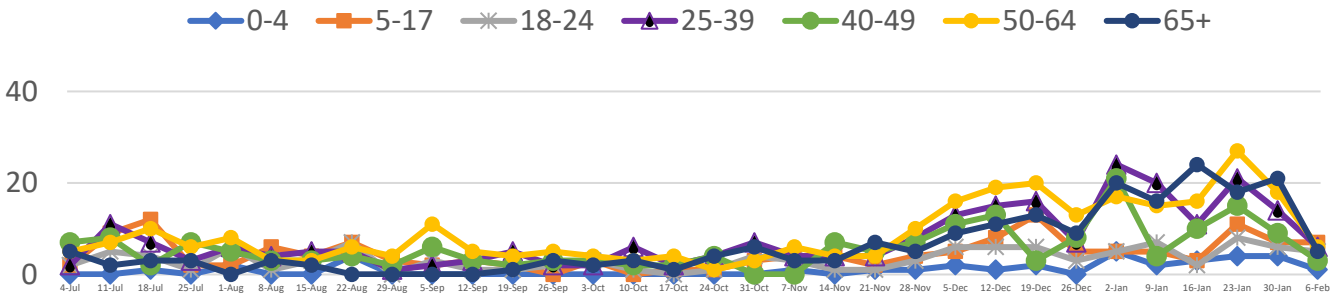
Total Incidence
(cases per 100,000)
9034.9

***Test Positivity Rate**
16.2%
(1/21-2/3)

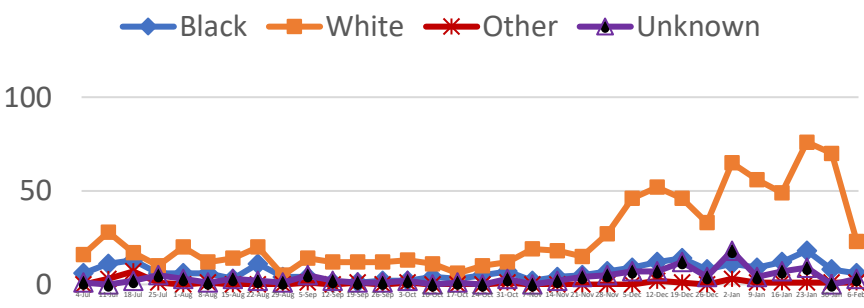
****Total Cases and Deaths, Through February 6, 2021**



Total Cases, By Age
July 2020-February 2021 (End of Week)



Total Cases, By Race
July 2020-February 2021 (End of Week)



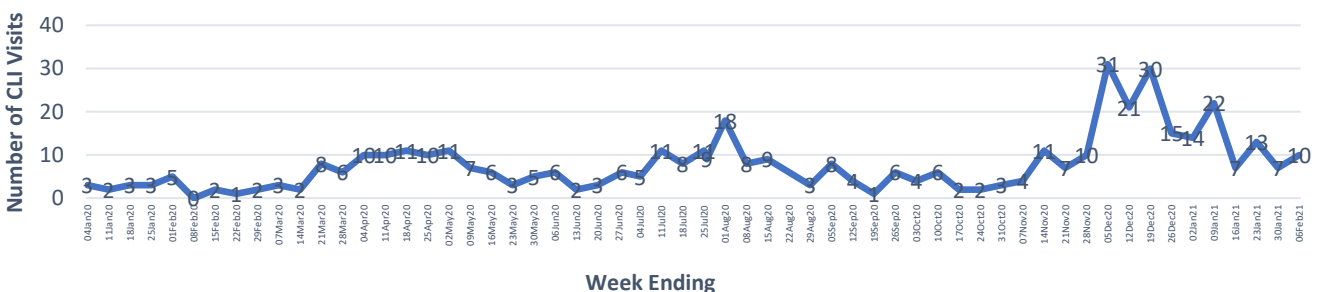
1/31/2021 – 2/6/2021

# Cases via Suspected Community Transmission	32
# Cases via Outbreaks	1

Outbreak Explanation

During the week of 1/31-2/6, one (1) case/patient was associated with an outbreak in a Long-Term Care Facility (LTCF).

COVID-19-Like Illness (CLI) Visits
Smith County, Mississippi
Jan. 04, 2020 - Feb. 06, 2021



*Counties with test percent positivity <5.0% or with <20 tests in past 14 days: Green; test percent positivity 5.0%-10.0% or with <500 tests and <2000 tests/100k and >10% positivity over 14 days: Yellow; >10.0% and not meeting the criteria for "Green" or "Yellow": Red. Test positivity is rounded to the nearest tenth of a percent before classifying. Reference: [Centers for Medicare and Medicaid Services](#)

**Provisional Data: Illnesses occurring during the last two weeks may not yet have been reported and/or represented.