

# TIPPAH COUNTY WEEKLY COVID-19 SNAPSHOT

WEEK ENDING FEBRUARY 6, 2021



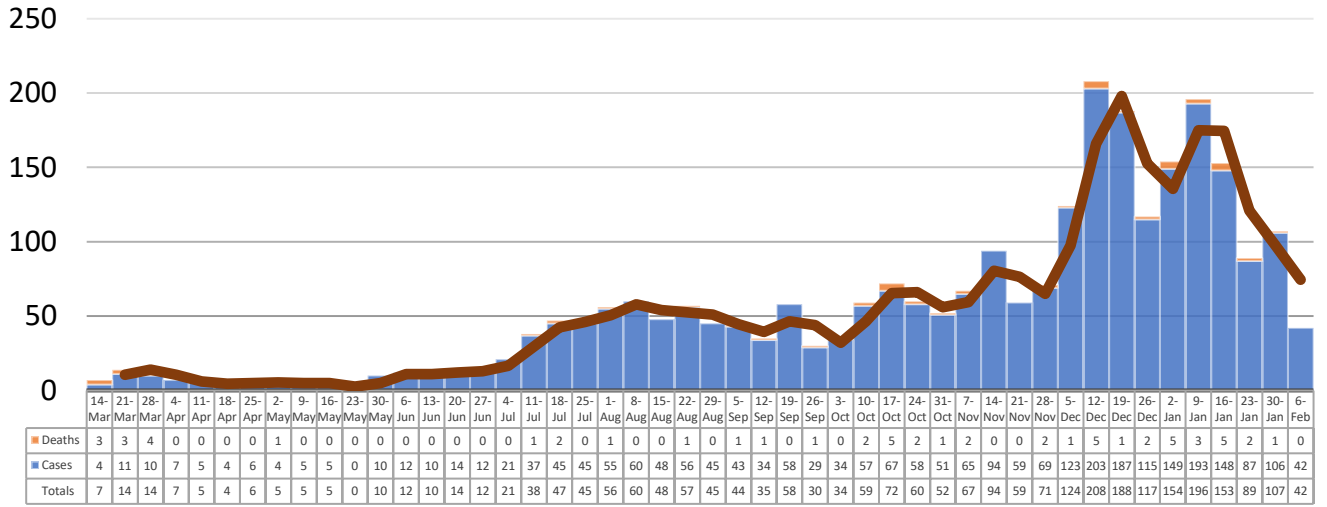
**Total Cases**  
**2661**

**Total Deaths**  
**58**

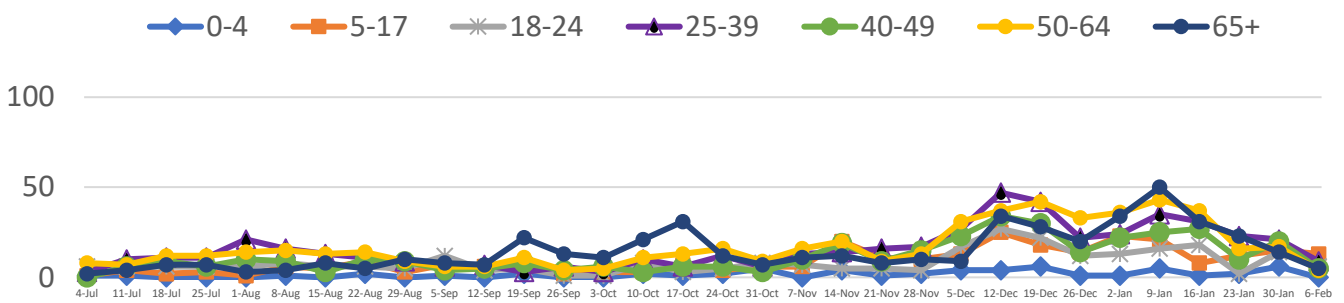
**Total Incidence**  
(cases per 100,000)  
**12087.2**

**\*Test Positivity Rate**  
**8.5%**  
(1/21-2/3)

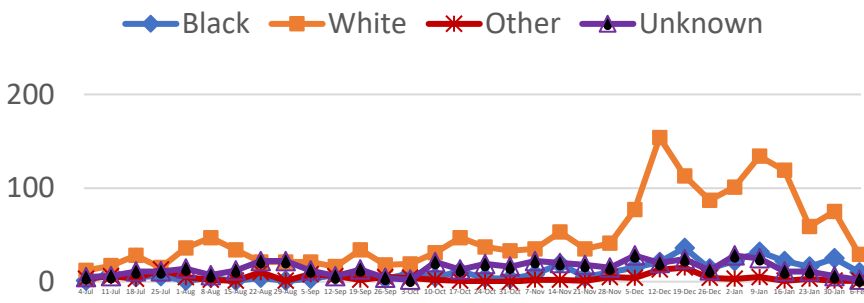
**\*\*Total Cases and Deaths, Through February 6, 2021**



**Total Cases, By Age**  
July 2020-February 2021 (End of Week)



**Total Cases, By Race**  
July 2020-February 2021 (End of Week)



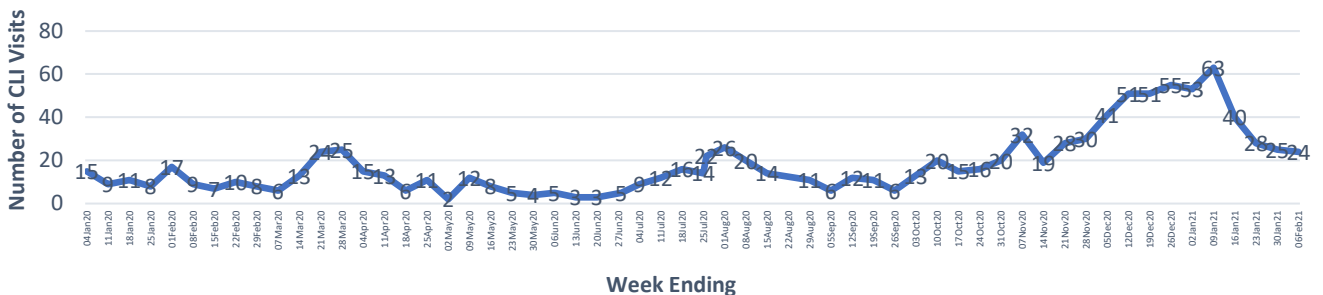
**1/31/2021 – 2/6/2021**

# Cases via Suspected Community Transmission	41
# Cases via Outbreaks	1

**Outbreak Explanation**

During the week of 1/31-2/6, one (1) case/patient was associated with an outbreak in a Long-Term Care Facility (LTCF).

**COVID-19-Like Illness (CLI) Visits**  
Tippah County, Mississippi  
Jan. 04, 2020 - Feb. 06, 2021



\*Counties with test percent positivity <5.0% or with <20 tests in past 14 days: Green; test percent positivity 5.0%-10.0% or with <500 tests and <2000 tests/100k and >10% positivity over 14 days: Yellow; >10.0% and not meeting the criteria for "Green" or "Yellow": Red. Test positivity is rounded to the nearest tenth of a percent before classifying. Reference: [Centers for Medicare and Medicaid Services](https://www.cms.gov/medicare/coverage/eligibility/eligibility-guidance/eligibility-guidance)

\*\*Provisional Data: Illnesses occurring during the last two weeks may not yet have been reported and/or represented.